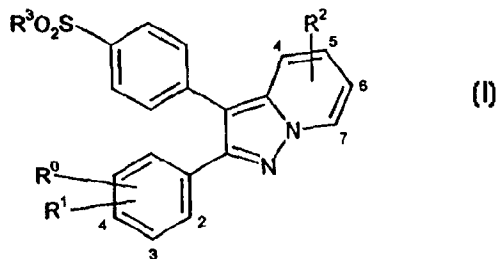




INTERNATIONAL APPLICATION PUBLISHED UNDER THE PATENT COOPERATION TREATY (PCT)

<p>(51) International Patent Classification ⁷ : C07D 471/04, A61K 31/435 // (C07D 471/04, 231:00, 221:00)</p>	A1	<p>(11) International Publication Number: WO 00/26216</p> <p>(43) International Publication Date: 11 May 2000 (11.05.00)</p>
<p>(21) International Application Number: PCT/EP99/08186</p> <p>(22) International Filing Date: 1 November 1999 (01.11.99)</p> <p>(30) Priority Data: 9824062.5 3 November 1998 (03.11.98) GB 9920909.0 3 September 1999 (03.09.99) GB</p> <p>(71) Applicant (for all designated States except US): GLAXO GROUP LIMITED [GB/GB]; Glaxo Wellcome House, Berkeley Avenue, Greenford, Middlesex UB6 0NN (GB).</p> <p>(72) Inventors; and (75) Inventors/Applicants (for US only): CAMPBELL, Ian, Baxter [GB/GB]; Glaxo Wellcome plc, Gunnels Wood Road, Stevenage, Hertfordshire SG1 2NY (GB). NAYLOR, Alan [GB/GB]; Glaxo Wellcome plc, Gunnels Wood Road, Stevenage, Hertfordshire SG1 2NY (GB).</p> <p>(74) Agent: LANE, Graham; Glaxo Wellcome plc, Glaxo Wellcome House, Berkeley Avenue, Greenford, Middlesex UB6 0NN (GB).</p>		<p>(81) Designated States: AE, AL, AM, AT, AU, AZ, BA, BB, BG, BR, BY, CA, CH, CN, CR, CU, CZ, DE, DK, DM, EE, ES, FI, GB, GD, GE, GH, GM, HR, HU, ID, IL, IN, IS, JP, KE, KG, KP, KR, KZ, LC, LK, LR, LS, LT, LU, LV, MA, MD, MG, MK, MN, MW, MX, NO, NZ, PL, PT, RO, RU, SD, SE, SG, SI, SK, SL, TJ, TM, TR, TT, TZ, UA, UG, US, UZ, VN, YU, ZA, ZW, ARIPO patent (GH, GM, KE, LS, MW, SD, SL, SZ, TZ, UG, ZW), Eurasian patent (AM, AZ, BY, KG, KZ, MD, RU, TJ, TM), European patent (AT, BE, CH, CY, DE, DK, ES, FI, FR, GB, GR, IE, IT, LU, MC, NL, PT, SE), OAPI patent (BF, BJ, CF, CG, CI, CM, GA, GN, GW, ML, MR, NE, SN, TD, TG).</p> <p>Published With international search report. Before the expiration of the time limit for amending the claims and to be republished in the event of the receipt of amendments.</p>

(54) Title: PYRAZOLOPYRIDINE DERIVATIVES AS SELECTIVE COX-2 INHIBITORS



(57) Abstract

The invention provides the compounds of formula (I) and pharmaceutically acceptable derivatives thereof in which : R⁰ and R¹ are independently selected from H, halogen, C₁₋₆alkyl, C₁₋₆alkoxy, or C₁₋₆alkoxy substituted by one or more fluorine atoms; R² is H, C₁₋₆alkyl, C₁₋₆alkyl substituted by one or more fluorine atoms, C₁₋₆alkoxy, C₁₋₆hydroxyalkyl, SC₁₋₆alkyl, C(O)H, C(O)C₁₋₆alkyl, C₁₋₆alkylsulphonyl, C₁₋₆alkoxy substituted by one or more fluorine atoms; and R³ is C₁₋₆alkyl or NH₂. Compounds of formula (I) are potent and selective inhibitors of COX-2 and are of use in the treatment of the pain, fever, inflammation of a variety of conditions and diseases.

FOR THE PURPOSES OF INFORMATION ONLY

Codes used to identify States party to the PCT on the front pages of pamphlets publishing international applications under the PCT.

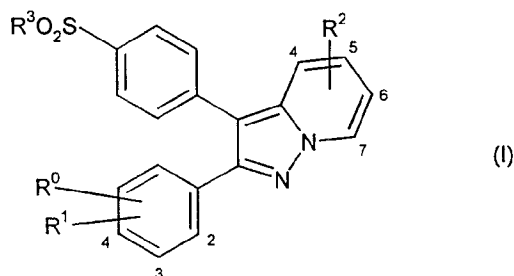
AL	Albania	ES	Spain	LS	Lesotho	SI	Slovenia
AM	Armenia	FI	Finland	LT	Lithuania	SK	Slovakia
AT	Austria	FR	France	LU	Luxembourg	SN	Senegal
AU	Australia	GA	Gabon	LV	Latvia	SZ	Swaziland
AZ	Azerbaijan	GB	United Kingdom	MC	Monaco	TD	Chad
BA	Bosnia and Herzegovina	GE	Georgia	MD	Republic of Moldova	TG	Togo
BB	Barbados	GH	Ghana	MG	Madagascar	TJ	Tajikistan
BE	Belgium	GN	Guinea	MK	The former Yugoslav Republic of Macedonia	TM	Turkmenistan
BF	Burkina Faso	GR	Greece			TR	Turkey
BG	Bulgaria	HU	Hungary	ML	Mali	TT	Trinidad and Tobago
BJ	Benin	IE	Ireland	MN	Mongolia	UA	Ukraine
BR	Brazil	IL	Israel	MR	Mauritania	UG	Uganda
BY	Belarus	IS	Iceland	MW	Malawi	US	United States of America
CA	Canada	IT	Italy	MX	Mexico	UZ	Uzbekistan
CF	Central African Republic	JP	Japan	NE	Niger	VN	Viet Nam
CG	Congo	KE	Kenya	NL	Netherlands	YU	Yugoslavia
CH	Switzerland	KG	Kyrgyzstan	NO	Norway	ZW	Zimbabwe
CI	Côte d'Ivoire	KP	Democratic People's Republic of Korea	NZ	New Zealand		
CM	Cameroon			PL	Poland		
CN	China	KR	Republic of Korea	PT	Portugal		
CU	Cuba	KZ	Kazakstan	RO	Romania		
CZ	Czech Republic	LC	Saint Lucia	RU	Russian Federation		
DE	Germany	LI	Liechtenstein	SD	Sudan		
DK	Denmark	LK	Sri Lanka	SE	Sweden		
EE	Estonia	LR	Liberia	SG	Singapore		

PYRAZOLOPYRIDINE DERIVATIVES AS SELECTIVE COX-2 INHIBITORS

This invention relates to pyrazolo[1,5-a]pyridine derivatives, to processes for their preparation, to pharmaceutical compositions containing them and to their use in medicine.

5 The enzyme cyclooxygenase (COX) has recently been discovered to exist in two isoforms, COX-1 and COX-2. COX-1 corresponds to the originally identified constitutive enzyme while COX-2 is rapidly and readily inducible by a number of agents including mitogens, endotoxin, hormones, cytokines and growth factors. Prostaglandins generated by the action of COX have both physiological and pathological roles. It is generally believed that COX-1 is responsible for the important physiological functions such as maintenance of gastrointestinal integrity and renal blood flow. In contrast the inducible form, COX-2, is believed to be responsible for the pathological effects of prostaglandins where rapid induction of the enzyme occurs in response to such agents as inflammatory agents, hormones, growth factors and cytokines. A selective inhibitor of COX-2 would therefore have anti-inflammatory, anti-pyretic and analgesic properties, without the potential side effects associated with inhibition of COX-1. We have now found a novel group of compounds which are both potent and selective inhibitors of COX-2.

20 The invention thus provides the compounds of formula (I)



and pharmaceutically acceptable derivatives thereof in which:

R⁰ and R¹ are independently selected from H, halogen, C₁₋₆alkyl, C₁₋₆alkoxy, or C₁₋₆alkoxy substituted by one or more fluorine atoms;

R² is H, C₁₋₆alkyl, C₁₋₆alkyl substituted by one or more fluorine atoms, C₁₋₆alkoxy, C₁₋₆hydroxyalkyl, SC₁₋₆alkyl, C(O)H, C(O)C₁₋₆alkyl, C₁₋₆alkylsulphonyl, C₁₋₆alkoxy substituted by one or more fluorine atoms; and
R³ is C₁₋₆alkyl or NH₂.

- 5 By pharmaceutically acceptable derivative is meant any pharmaceutically acceptable salt, solvate, ester or amide, or salt or solvate of such ester or amide, of the compounds of formula (I), or any other compound which upon administration to the recipient is capable of providing (directly or indirectly) a compound of formula (I) or an active metabolite or residue thereof.
- 10 It will be appreciated by those skilled in the art that the compounds of formula (I) may be modified to provide pharmaceutically acceptable derivatives thereof at any of the functional groups in the compounds. Of particular interest as such derivatives are compounds modified at the benzenesulphonamide function to provide metabolically labile benzenesulphonamides.
- 15 Acylated benzenesulphonamide derivatives are of especial interest. Examples of such benzenesulphonamide derivatives include:
N-alkylcarbonylbenzenesulphonamides;
N-alkoxyalkylcarbonylbenzenesulphonamides;
N-alkoxycarbonylbenzenesulphonamides;
20 N-arylcarbonylbenzenesulphonamides;
N-alkoxycarbonylalkylcarbonylbenzenesulphonamides
N-carboxylalkylcarbonylbenzenesulphonamides
N-alkylcarbonyloxyalkylcarbonylbenzenesulphonamides;
N-alkylaminoalkylcarbonylbenzenesulphonamides; and
25 N-dialkylaminoalkylcarbonylbenzenesulphonamides.

30 With reference to such benzenesulphonamide derivatives, and by way of example only, alkyl may be C₁₋₆alkyl or C₁₋₆alkyl substituted by one or more halogen (e.g. chlorine) atoms; alkoxy may be C₁₋₆alkoxy or C₁₋₆alkoxy substituted by one or more halogen (e.g. chlorine) atoms; and aryl may be phenyl or substituted phenyl.

It will be appreciated by those skilled in the art that the pharmaceutically acceptable derivatives of the compounds of formula (I) may be derivatised at more than one position.

5 It will be further appreciated by those skilled in the art that benzenesulphonamide derivatives of formula (I) may be useful as intermediates in the preparation of compounds of formula (I), or as pharmaceutically acceptable derivatives of formula (I), or both.

10 It will be appreciated that, for pharmaceutical use, the salts referred to above will be the physiologically acceptable salts, but other salts may find use, for example in the preparation of compounds of formula (I) and the physiologically acceptable salts thereof.

15 Suitable pharmaceutically acceptable salts include: acid addition salts formed with inorganic or organic acids, preferably inorganic acids, e.g. hydrochlorides, hydrobromides and sulphates; and alkali metal salts, formed from addition of alkali metal bases, such as alkali metal hydroxides, e.g. sodium salts.

The term halogen is used to represent fluorine, chlorine, bromine or iodine.

The term 'alkyl' as a group or part of a group means a straight or branched chain alkyl group, for example a methyl, ethyl, n-propyl, i-propyl, n-butyl, s-butyl or t-butyl group.

20 In one aspect of the invention R^0 is at the 3- or 4- position of the phenyl ring, as defined in formula (I).

In another aspect of the invention R^2 is at the 6- position of the pyrazolopyridine ring, as defined in formula (I).

25 In another aspect of the invention R^0 and R^1 are independently H, halogen, C_{1-6} alkyl, or C_{1-6} alkoxy.

In another aspect of the invention R^2 is C_{1-6} alkyl substituted by one or more fluorine atoms.

In another aspect of the invention R^3 is C_{1-3} alkyl or NH_2 .

Within the invention there is provided one group of compounds of formula (I) (group A) wherein: R^0 and R^1 are independently H, halogen, C_{1-6} alkyl, or C_{1-6} alkoxy; R^2 is C_{1-3} alkyl substituted by one or more fluorine atoms; and R^3 is C_{1-3} alkyl or NH_2 .

5 Within group A, there is provided a further group of compounds (group A1) wherein: R^0 and R^1 are independently H, F, Cl, C_{1-3} alkyl (e.g. methyl), or C_{1-3} alkoxy (e.g. ethoxy); R^2 is C_{1-3} alkyl substituted by one or more fluorine atoms (e.g. trifluoromethyl); and R^3 is methyl or NH_2 .

10 Within group A1, there is provided a further group of compounds (group A2) wherein: R^0 is F, Cl, or C_{1-3} alkyl (e.g. methyl) or C_{1-3} alkoxy (e.g. ethoxy); R^1 is H; R^2 is C_{1-3} alkyl substituted by one or more fluorine atoms (e.g. trifluoromethyl); and R^3 is methyl or NH_2 .

15 Within groups A, A1 and A2 there are provided further groups of compounds wherein R^0 is at the 3- or 4- position of the phenyl ring, and R^2 is at the 6- position of the pyrazolopyridine ring, as defined in formula (I).

Within the invention there is provided another group of compounds of formula (I) (group B) wherein: R^0 and R^1 are independently H, halogen, C_{1-6} alkyl, or C_{1-6} alkoxy; R^2 is C_{1-3} alkyl; and R^3 is C_{1-3} alkyl or NH_2 .

20 Within group B, there is provided a further group of compounds (group B1) wherein: R^0 and R^1 are independently H, F, or C_{1-3} alkoxy (e.g. ethoxy); R^2 is C_{1-3} alkyl (e.g. methyl); and R^3 is methyl or NH_2 .

Within group B1, there is provided a further group of compounds (group B2) wherein: R^0 is H, F, or C_{1-3} alkoxy (e.g. ethoxy); R^1 is H; R^2 is C_{1-3} alkyl (e.g. methyl); and R^3 is methyl or NH_2 .

25 Within groups B, B1 and B2 there are provided further groups of compounds wherein R^0 is at the 3- or 4- position of the phenyl ring, and R^2 is at the 6- position of the pyrazolopyridine ring, as defined in formula (I).

It is to be understood that the present invention encompasses all isomers of the compounds of formula (I) and their pharmaceutically acceptable derivatives,

including all geometric, tautomeric and optical forms, and mixtures thereof (e.g. racemic mixtures).

In one aspect the invention provides the following compounds:

- 5 4-[2-(3-fluoro-phenyl)-6-trifluoromethyl-pyrazolo[1,5-a]pyridin-3-yl]-benzenesulfonamide;
- 2-(3-fluoro-phenyl)-3-(4-methanesulfonyl-phenyl)-6-trifluoromethyl-pyrazolo[1,5-a]pyridine;
- 4-[2-(4-ethoxy-phenyl)-6-trifluoromethyl-pyrazolo[1,5-a]pyridin-3-yl]-benzenesulfonamide;
- 10 4-[2-(4-fluoro-phenyl)-6-trifluoromethyl-pyrazolo[1,5-a]pyridin-3-yl]-benzenesulfonamide;
- 2-(4-fluoro-phenyl)-3-(4-methanesulfonyl-phenyl)-6-trifluoromethyl-pyrazolo[1,5-a]pyridine;
- 4-(2-phenyl-6-trifluoromethyl-pyrazolo[1,5-a]pyridin-3-yl)-benzenesulfonamide;
- 15 3-(4-methanesulfonyl-phenyl)-2-phenyl-6-trifluoromethyl-pyrazolo[1,5-a]pyridine;
- 4-[2-(4-methyl-phenyl)-6-trifluoromethyl-pyrazolo[1,5-a]pyridin-3-yl]-benzenesulfonamide;
- and pharmaceutically acceptable derivatives thereof.

In another aspect the invention provides the following compounds:

- 20 N-acetyl-4-[2-(3-fluorophenyl)-6-(trifluoromethyl)pyrazolo[1,5-a]pyridin-3-yl]benzenesulfonamide;
- N-acetyl-4-[2-(4-ethoxyphenyl)-6-(trifluoromethyl)pyrazolo[1,5-a]pyridin-3-yl]benzenesulfonamide;
- 25 N-acetyl-4-[2-phenyl-6-(trifluoromethyl)pyrazolo[1,5-a]pyridin-3-yl]benzenesulfonamide;
- sodium salt of N-acetyl-4-[2-(3-fluorophenyl)-6-(trifluoromethyl)pyrazolo[1,5-a]pyridin-3-yl]benzenesulfonamide;
- 4-[2-(3-fluorophenyl)-6-(trifluoromethyl)pyrazolo[1,5-a]pyridin-3-yl]-N-(2-methoxyacetyl)benzenesulfonamide;
- 30 4-[2-(3-fluorophenyl)-6-(trifluoromethyl)pyrazolo[1,5-a]pyridin-3-yl]-N-propionylbenzenesulfonamide;
- 4-[2-(3-fluorophenyl)-6-(trifluoromethyl)pyrazolo[1,5-a]pyridin-3-yl]-N-isobutyrylbenzenesulfonamide;

- N-benzoyl-4-[2-(3-fluorophenyl)-6-(trifluoromethyl)pyrazolo[1,5-a]pyridin-3-yl]benzenesulfonamide;
methyl 4-[(4-[2-(3-fluorophenyl)-6-(trifluoromethyl)pyrazolo[1,5-a]pyridin-3-yl]phenyl)sulfonyl]amino]-4-oxobutanoate;
5 4-[(4-[2-(3-fluorophenyl)-6-(trifluoromethyl)pyrazolo[1,5-a]pyridin-3-yl]phenyl)sulfonyl]amino]-4-oxobutanoic acid;
4-[2-(3-fluorophenyl)-6-(trifluoromethyl)pyrazolo[1,5-a]pyridin-3-yl]-N-pentanoylbenzenesulfonamide;
2-[(4-[2-(3-fluorophenyl)-6-(trifluoromethyl)pyrazolo[1,5-a]pyridin-3-yl]phenyl)sulfonyl]amino]-2-oxoethyl acetate;
10 N-acetyl-4-[2-(4-fluorophenyl)-6-(trifluoromethyl)pyrazolo[1,5-a]pyridin-3-yl]benzenesulfonamide;
N-(2-chloroacetyl)-4-[2-(3-fluorophenyl)-6-(trifluoromethyl)pyrazolo[1,5-a]pyridin-3-yl]benzenesulfonamide;
15 N-[2-(diethylamino)acetyl]-4-[2-(3-fluorophenyl)-6-(trifluoromethyl)pyrazolo[1,5-a]pyridin-3-yl]benzenesulfonamide;
methyl {4-[2-(3-fluorophenyl)-6-(trifluoromethyl)pyrazolo[1,5-a]pyridin-3-yl]phenyl)sulfonyl}carbamate; and
tert-butyl {4-[2-(3-fluorophenyl)-6-(trifluoromethyl)pyrazolo[1,5-a]pyridin-3-yl]phenyl)sulfonyl}carbamate.
20

In a further aspect the invention provides the following compounds:

- 4-[6-chloro-2-(3-ethoxyphenyl)pyrazolo[1,5-a]pyridin-3-yl]benzenesulfonamide;
6-chloro-2-(3-ethoxyphenyl)-3-[4-(methylsulfonyl)phenyl]pyrazolo[1,5-a]pyridine;
4-[6-methyl-2-phenyl-pyrazolo[1,5-a]pyridin-3-yl]benzenesulfonamide;
25 4-[2-(3-fluorophenyl)-6-methyl-pyrazolo[1,5-a]pyridin-3-yl]benzenesulfonamide;
4-[2-(3-ethoxyphenyl)-6-methyl-pyrazolo[1,5-a]pyridin-3-yl]benzenesulfonamide;
4-[2-(4-ethoxyphenyl)-6-methyl-pyrazolo[1,5-a]pyridin-3-yl]benzenesulfonamide;
6-methyl-2-phenyl-3-[4-(methylsulfonyl)phenyl]pyrazolo[1,5-a]pyridine;
2-(3-fluorophenyl)-6-methyl-3-[4-(methylsulfonyl)phenyl]pyrazolo[1,5-a]pyridine;
30 2-(3-ethoxyphenyl)-6-methyl-3-[4-(methylsulfonyl)phenyl]pyrazolo[1,5-a]pyridine;
2-(4-ethoxyphenyl)-6-methyl-3-[4-(methylsulfonyl)phenyl]pyrazolo[1,5-a]pyridine;
and pharmaceutically acceptable derivatives thereof.

Compounds of the invention are potent and selective inhibitors of COX-2. This activity is illustrated by their ability to selectively inhibit COX-2 over COX-1.

In view of their selective COX-2 inhibitory activity, the compounds of the present invention are of interest for use in human and veterinary medicine, particularly in the treatment of the pain (both chronic and acute), fever and inflammation of a variety of conditions and diseases mediated by selective inhibition of COX-2.

5 Such conditions and diseases are well known in the art and include rheumatic fever; symptoms associated with influenza or other viral infections, such as the common cold; lower back and neck pain; headache; toothache; sprains and strains; myositis; neuropathic pain (e.g. neuralgia, such as post herpetic neuralgia, trigeminal neuralgia and sympathetically maintained pain); synovitis;
10 arthritis, including rheumatoid arthritis; degenerative joint diseases, including osteoarthritis; gout and ankylosing spondylitis; tendinitis; bursitis; skin related conditions, such as psoriasis, eczema, burns and dermatitis; injuries, such as sports injuries and those arising from surgical and dental procedures.

15 The compounds of the invention are also useful for the treatment of other conditions mediated by selective inhibition of COX-2.

For example, the compounds of the invention inhibit cellular and neoplastic transformation and metastatic tumour growth and hence are useful in the treatment of certain cancerous diseases, such as colonic cancer.

20 Compounds of the invention also prevent neuronal injury by inhibiting the generation of neuronal free radicals (and hence oxidative stress) and therefore are of use in the treatment of stroke; epilepsy; and epileptic seizures (including grand mal, petit mal, myoclonic epilepsy and partial seizures).

25 Compounds of the invention also inhibit prostanoid-induced smooth muscle contraction and hence are of use in the treatment of dysmenorrhoea and premature labour.

30 Compounds of the invention inhibit inflammatory processes and therefore are of use in the treatment of asthma, allergic rhinitis and respiratory distress syndrome; gastrointestinal conditions such as inflammatory bowel disease, Chron's disease, gastritis, irritable bowel syndrome and ulcerative colitis; and the inflammation in such diseases as vascular disease, migraine, periarteritis nodosa, thyroiditis, aplastic anemia, Hodgkin's disease, sclerodoma, type I diabetes, myasthenia gravis, multiple sclerosis, sorcoidosis, nephrotic syndrome,

Bechet's syndrome, polymyositis, gingivitis, conjunctivitis and myocardial ischemia.

5 Compounds of the invention are also useful in the treatment of ophthalmic diseases such as retinitis, retinopathies, uveitis and of acute injury to the eye tissue.

10 Compounds of the invention are also useful for the treatment of cognitive disorders such as dementia, particularly degenerative dementia (including senile dementia, Alzheimer's disease, Pick's disease, Huntington's chorea, Parkinson's disease and Creutzfeldt-Jakob disease), and vascular dementia (including multi-infarct dementia), as well as dementia associated with intracranial space occupying lesions, trauma, infections and related conditions (including HIV infection), metabolism, toxins, anoxia and vitamin deficiency; and mild cognitive impairment associated with ageing, particularly Age Associated Memory Impairment.

15 According to a further aspect of the invention, we provide a compound of formula (I) or a pharmaceutically acceptable derivative thereof for use in human or veterinary medicine.

20 According to another aspect of the invention, we provide a compound of formula (I) or a pharmaceutically acceptable derivative thereof for use in the treatment of a condition which is mediated by selective inhibition of COX-2.

25 According to a further aspect of the invention, we provide a method of treating a human or animal subject suffering from a condition which is mediated by selective inhibition of COX-2 which comprises administering to said subject an effective amount of a compound of formula (I) or a pharmaceutically acceptable derivative.

According to a further aspect of the invention, we provide a method of treating a human or animal subject suffering from an inflammatory disorder, which method comprises administering to said subject an effective amount of a compound of formula (I) or a pharmaceutically acceptable derivative thereof.

30 According to another aspect of the invention, we provide the use of a compound of formula (I) or a pharmaceutically acceptable derivative thereof for the

manufacture of a therapeutic agent for the treatment of a condition which is mediated by selective inhibition of COX-2.

5 According to another aspect of the invention, we provide the use of a compound of formula (I) or a pharmaceutically acceptable derivative thereof for the manufacture of a therapeutic agent for the treatment of an inflammatory disorder.

It is to be understood that reference to treatment includes both treatment of established symptoms and prophylactic treatment, unless explicitly stated otherwise.

10 It will be appreciated that the compounds of the invention may advantageously be used in conjunction with one or more other therapeutic agents. Examples of suitable agents for adjunctive therapy include pain relievers such as a glycine antagonist, a sodium channel inhibitor (e.g. lamotrigine), a substance P antagonist (e.g. an NK₁ antagonist), acetaminophen or phenacetin; a matrix metalloproteinase inhibitor; a nitric oxide synthase (NOS) inhibitor (e.g. an iNOS or an nNOS inhibitor); an inhibitor of the release, or action, of tumour necrosis factor α ; an antibody therapy (e.g. a monoclonal antibody therapy); a stimulant, including caffeine; an H₂-antagonist, such as ranitidine; a proton pump inhibitor, such as omeprazole; an antacid, such as aluminium or magnesium hydroxide; 20 an antifatulent, such as simethicone; a decongestant, such as phenylephrine, phenylpropanolamine, pseudoephedrine, oxymetazoline, epinephrine, naphazoline, xylometazoline, propylhexedrine, or levo-desoxyephedrine; an antitussive, such as codeine, hydrocodone, carmiphen, carbetapentane, or dextramethorphan; a diuretic; or a sedating or non-sedating antihistamine. It is 25 to be understood that the present invention covers the use of a compound of formula (I) or a pharmaceutically acceptable derivative thereof in combination with one or more other therapeutic agents.

The compounds of formula (I) and their pharmaceutically acceptable derivatives are conveniently administered in the form of pharmaceutical compositions. 30 Thus, in another aspect of the invention, we provide a pharmaceutical composition comprising a compound of formula (I) or a pharmaceutically acceptable derivative thereof adapted for use in human or veterinary medicine. Such compositions may conveniently be presented for use in conventional

manner in admixture with one or more physiologically acceptable carriers or excipients.

5 The compounds of formula (I) and their pharmaceutically acceptable derivatives may be formulated for administration in any suitable manner. They may, for example, be formulated for topical administration or administration by inhalation or, more preferably, for oral, transdermal or parenteral administration. The pharmaceutical composition may be in a form such that it can effect controlled release of the compounds of formula (I) and their pharmaceutically acceptable derivatives.

10 For oral administration, the pharmaceutical composition may take the form of, for example, tablets (including sub-lingual tablets), capsules, powders, solutions, syrups or suspensions prepared by conventional means with acceptable excipients.

15 For transdermal administration, the pharmaceutical composition may be given in the form of a transdermal patch, such as a transdermal iontophoretic patch.

20 For parenteral administration, the pharmaceutical composition may be given as an injection or a continuous infusion (e.g. intravenously, intravascularly or subcutaneously). The compositions may take such forms as suspensions, solutions or emulsions in oily or aqueous vehicles and may contain formulatory agents such as suspending, stabilising and/or dispersing agents. For administration by injection these may take the form of a unit dose presentation or as a multidose presentation preferably with an added preservative.

Alternatively for parenteral administration the active ingredient may be in powder form for reconstitution with a suitable vehicle.

25 The compounds of the invention may also be formulated as a depot preparation. Such long acting formulations may be administered by implantation (for example subcutaneously or intramuscularly) or by intramuscular injection. Thus, for example, the compounds of the invention may be formulated with suitable polymeric or hydrophobic materials (for example as an emulsion in an acceptable oil) or ion exchange resins, or as sparingly soluble derivatives, for
30 example, as a sparingly soluble salt.

As stated above, the compounds of the invention may also be used in combination with other therapeutic agents. The invention thus provides, in a further aspect, a combination comprising a compound of formula (I) or a pharmaceutically acceptable derivative thereof together with a further
5 therapeutic agent.

The combinations referred to above may conveniently be presented for use in the form of a pharmaceutical formulation and thus pharmaceutical formulations comprising a combination as defined above together with a pharmaceutically acceptable carrier or excipient comprise a further aspect of the invention. The
10 individual components of such combinations may be administered either sequentially or simultaneously in separate or combined pharmaceutical formulations.

When a compound of formula (I) or a pharmaceutically acceptable derivative thereof is used in combination with a second therapeutic agent active against the same disease state the dose of each compound may differ from that when the
15 compound is used alone. Appropriate doses will be readily appreciated by those skilled in the art.

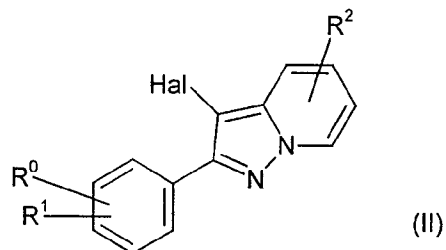
A proposed daily dosage of a compound of formula (I) for the treatment of man is 0.01mg/kg to 500mg/kg, such as 0.05mg/kg to 100mg/kg, e.g. 0.1mg/kg to
20 50mg/kg, which may be conveniently administered in 1 to 4 doses. The precise dose employed will depend on the age and condition of the patient and on the route of administration. Thus, for example, a daily dose of 0.25mg/kg to 10mg/kg may be suitable for systemic administration.

Compounds of formula (I) and pharmaceutically acceptable derivatives thereof
25 may be prepared by any method known in the art for the preparation of compounds of analogous structure.

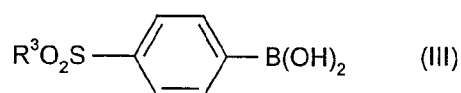
Suitable methods for the preparation of compounds of formula (I) and pharmaceutically acceptable derivatives thereof are described below. In the discussion and formulae that follow R^0 to R^3 are as defined in formula (I) above
30 unless otherwise stated; Hal is a halogen, such as Br or I; X^- is a counterion, such as I^- ; NBS is N-bromosuccinimide; NCS is N-chlorosuccinimide; DMF is N,N-dimethylformamide; and alkyl and halogen are as previously defined.

12

Thus according to a first process (A), compounds of formula (I) may be prepared by reacting a compound of formula (II)



with a boronic acid of formula (III)

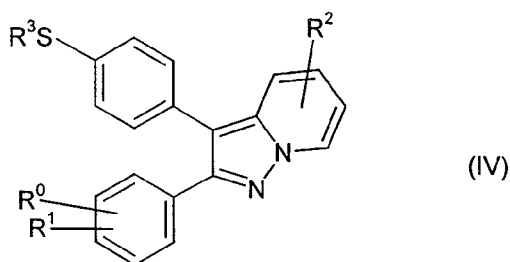


5

or a suitable derivative thereof in the presence of a suitable transition metal catalyst. Suitable derivatives of formula (III) include boronic acid esters, such as those described in R. Miyaura *et al*, J. Org. Chem., 1995, 60, 7508-7510. Conveniently, the reaction is carried out in a solvent, such as an ether (e.g. 1,2-dimethoxyethane); in the presence of a base, such as an inorganic base (e.g. sodium carbonate); and employing a palladium catalyst, such as tetrakis(triphenylphosphine)palladium(0).

10

According to a another process (B), compounds of formula (I) wherein R³ is C₁₋₆alkyl may be prepared by oxidising a compound of formula (IV)

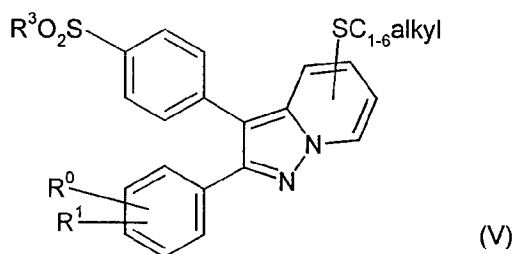


15

under conventional conditions. Conveniently the oxidation is effected using a monopersulfate compound, such as potassium peroxymonosulfate (known as OxoneTM) and the reaction is carried out in a solvent, such as an aqueous alcohol, (e.g. aqueous methanol), and at between -78°C and ambient temperature.

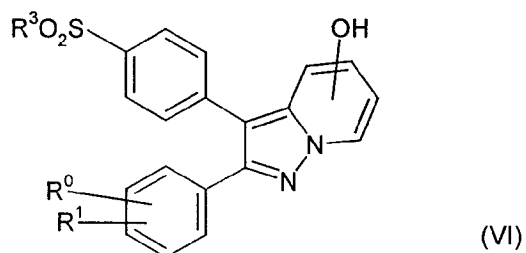
20

According to a another process (C), compounds of formula (I) wherein R^2 is C_{1-6} alkylsulphonyl may be prepared by oxidising a compound of formula (V)



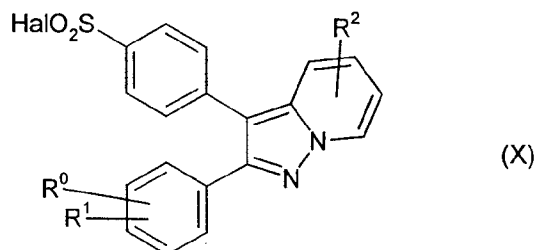
5 under conventional conditions. Conveniently the oxidation is effected in the manner described just above for process (B).

According to a another process (D), compounds of formula (I) wherein R^2 is C_{1-6} alkoxy substituted by one or more fluorine atoms may be prepared by reacting a phenol of formula (VI)



10 with a halofluoroalkane under conventional conditions. Conveniently the reaction is effected in a solvent, such as a polar solvent (e.g. DMF), in the presence of a strong base, such as an inorganic hydride (e.g. sodium hydride), at about ambient temperature and using the appropriate bromofluoroalkane to give the desired compound of formula (I).

15 According to a another process (E), compounds of formula (I) wherein R^3 is NH_2 may be prepared by reacting a compound of formula (X)



with a source of ammonia under conventional conditions. Conveniently the reaction is carried out in a solvent, such as an ester (e.g. ethyl acetate); at ambient or elevated temperature (e.g. ambient temperature); employing ammonium hydroxide as the source of ammonia and using a compound of formula (X) where Hal is Cl.

According to another process (F) compounds of formula (I) may be prepared by interconversion, utilising other compounds of formula (I) as precursors. The following procedures are illustrative of suitable interconversions.

Compounds of formula (I) wherein R^2 represents C_{1-6} alkyl substituted by one or more fluorine atoms may be prepared from the appropriate compound of formula (I) wherein R^2 is C_{1-6} hydroxyalkyl, $C(O)H$ or $C(O)C_{1-6}$ alkyl, by treatment with a suitable source of fluorine. Suitable sources of fluorine include, for example, (diethylamino)sulphur trifluoride. Conveniently the reaction is effected in the presence of a solvent, such as a halogenated hydrocarbon (e.g. dichloromethane), and at reduced temperature, such as $-78^\circ C$.

Compounds of formula (I) wherein R^2 represents $C(O)H$ may be prepared from the corresponding compound of formula (I) wherein R^2 represents CH_2OH by oxidation. Suitable oxidising agents include, for example, manganese (IV) oxide. Conveniently the oxidation is effected in the presence of a solvent, such as a halogenated hydrocarbon (e.g. chloroform), and at elevated temperature (e.g. under reflux).

Compounds of formula (I) wherein R^2 represents C_{1-6} hydroxyalkyl, and wherein the hydroxy group is attached to the carbon linked to the pyridine ring, may be prepared by reduction of the compound of formula (I) wherein R^2 represents the corresponding aldehyde or ketone. Suitable reducing agents include hydride reducing agents, such as diisobutylaluminium hydride. Conveniently the reduction is effected in the presence of a solvent, such as a halogenated hydrocarbon (e.g. dichloromethane), and at reduced temperature, such as $-78^\circ C$.

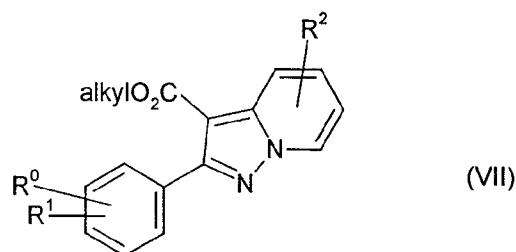
As will be appreciated by those skilled in the art it may be necessary or desirable at any stage in the synthesis of compounds of formula (I) to protect one or more sensitive groups in the molecule so as to prevent undesirable side reactions.

Another process (G) for preparing compounds of formula (I) thus comprises deprotecting protected derivatives of compounds of formula (I).

The protecting groups used in the preparation of compounds of formula (I) may be used in conventional manner. See, for example, those described in
5 'Protective Groups in Organic Synthesis' by Theodora W Green and Peter G M Wuts, second edition, (John Wiley and Sons, 1991), incorporated herein by reference, which also describes methods for the removal of such groups.

10 Acylation of compounds of formula (I) wherein R^3 is NH_2 to provide corresponding acylated benzenesulphonamide derivatives may be carried out by conventional means, for example by employing conventional acylating agents such as those described in 'Advanced Organic Chemistry' by J March, fourth edition, (John Wiley and Sons, 1992), pp 417-424, incorporated herein by reference.

15 Compounds of formula (II) may be prepared by halogenating compounds of formula (VII)

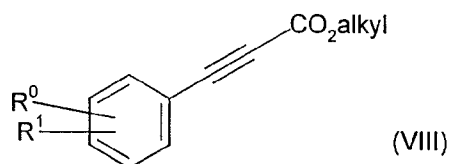


by conventional means.

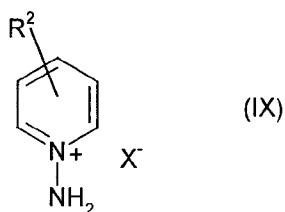
20 Thus esters of formula (VII) are first hydrolysed to their corresponding acids, for example by treatment with a strong base (e.g. sodium hydroxide), in the present of a solvent (e.g. ethanol) and at elevated temperature. The corresponding acid is then treated with a halogenating agent, conveniently at ambient temperature and in a solvent (e.g. chlorinated hydrocarbon), under which conditions the acid undergoes both halogenation and decarboxylation. Conveniently, the
25 halogenating agent is a brominating agent, such as bromine in the presence of a strong acid (e.g. hydrobromic acid in acetic acid) or NBS, to yield the corresponding compound of formula (II) wherein Hal is bromine.

16

Esters of formula (VII) may be prepared by reacting a compound of formula (VIII)

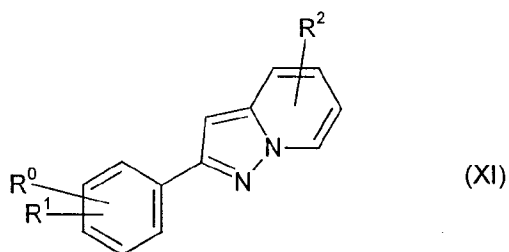


with an aminopyridinium complex of formula (IX)



- 5 under conventional conditions. Conveniently the reaction is effected in the presence of a base, such as potassium carbonate, a solvent, such as DMF and at ambient temperature.

Compounds of formula (II) may also be prepared by halogenating a compound of formula (XI)

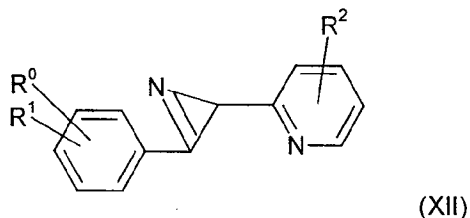


10

by conventional means. Conveniently the halogenation is effected using a brominating agent (e.g. NBS), at ambient temperature and in a solvent (e.g. chlorinated hydrocarbon), to yield the corresponding compound of formula (II) wherein Hal is bromine.

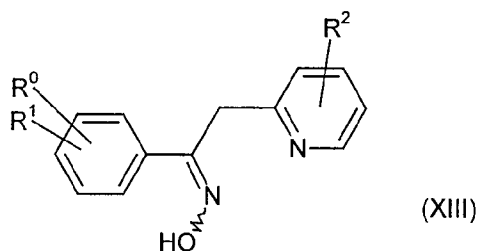
15

Compounds of formula (XI) may be prepared from an azirine of formula (XII)



by conventional means. Conveniently the reaction is effected in a solvent, such as an aromatic hydrocarbon (e.g. 1,2,4-trichlorobenzene) and at elevated temperature (e.g. under reflux).

Compounds of formula (XII) may be prepared from an oxime of formula (XIII)

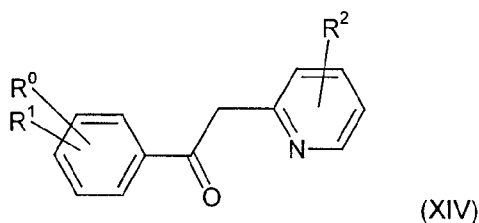


5

by conventional means. Conveniently the oxime is dissolved in a solvent such as a haloalkane (e.g. dichloromethane), treated with a base, such as an amine (e.g. triethylamine), the mixture cooled to about 0°C and treated with an anhydride (e.g. trifluoroacetic anhydride), and the mixture then allowed to warm to ambient temperature.

10

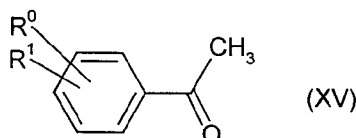
Compounds of formula (XIII) may be prepared from a ketone of formula (XIV)



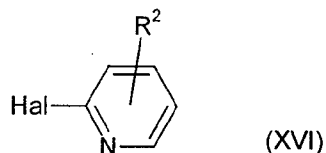
by conventional means. Conveniently the reaction is effected with hydroxylamine or a salt thereof (e.g. hydroxylamine hydrochloride), in a solvent such as an alcohol (e.g. methanol) and at ambient temperature.

15

Compounds of formula (XIV) may be prepared by reacting a compound of formula (XV)



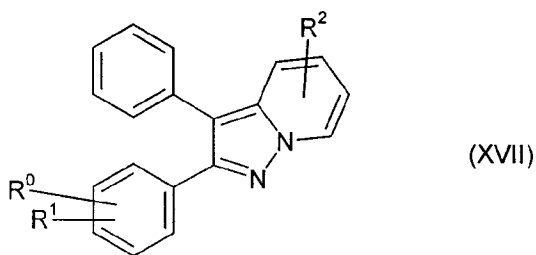
with a compound of formula (XVI)



under conventional conditions. Conveniently the compound of formula (XVI) is a chloro derivative and the reaction is effected in the presence of a strong base, such as an inorganic hydride (e.g. sodium hydride) and at about ambient temperature.

Boronic acids of formula (III) are either known compounds or may be prepared by literature methods such as those described in, for example, EPA publication No. 533268.

Compounds of formula (X) may be prepared by sulphonylating a compound of formula (XVII)



under conventional conditions. Conveniently the sulphonylation is effected using sulphonic acid or a derivative thereof, such as a halosulphonic acid (e.g. chlorosulphonic acid); in the presence of a solvent, such as a halogenated alkane (e.g. dichloromethane); and at between -78°C and ambient temperature (e.g. -70°C).

Compounds of formulae (IV), (V) and (VI) and (XVII) may be prepared by methods analogous to those described for the preparation of the corresponding compounds of formula (I).

Compounds of formulae (VIII), (IX), (XV), (XVI) are either known compounds or may be prepared by literature methods such as those described in, for example: D H Wadsworth *et al*, J Org Chem, (1987), 52(16), 3662-8; J Morris and D G Wishka, Synthesis, (1994), (1), 43-6;

Y Kobayashi *et al*, Chem Pharm Bull, (1971), 19(10), 2106-15;
K Novitskii *et al*, Khim Geterotskil Soedin, (1970) 2, 57-62; and
T Tsuchiya, J Kurita and K Takayama, Chem Pharm Bull, (1980), 28(9) 2676-81;
all incorporated herein by reference.

5 Certain intermediates described above are novel compounds, and it is to be understood that all novel intermediates herein form further aspects of the present invention. Compounds of formulae (II), (IV), (X) and (XVII) are key intermediates and represent a particular aspect of the present invention.

10 Conveniently, compounds of the invention are isolated following work-up in the form of the free base. Pharmaceutically acceptable acid addition salts of the compounds of the invention may be prepared using conventional means.

Solvates (e.g. hydrates) of a compound of the invention may be formed during the work-up procedure of one of the aforementioned process steps.

15 The following Examples illustrate the invention but do not limit the invention in any way. All temperatures are in $^{\circ}\text{C}$. Flash column chromatography was carried out using Merck 9385 silica. Solid Phase Extraction (SPE) chromatography was carried out using Varian Mega Bond Elut (Si) cartridges (Anachem) under 15mmHg vacuum with stepped gradient elution. Thin layer chromatography (Tlc) was carried out on silica plates. NMR was carried out on a Bruker
20 400MHz spectrometer. Chemical shifts are given, with respect to tetramethylsilane as internal chemical shift reference, in δ ppm. In addition to those already defined, the following abbreviations are used: Me, methyl; DMSO, dimethylsulphoxide; TFA, trifluoroacetic acid; DME, dimethoxyethane; THF, tetrahydrofuran; DCM, dichloromethane; M, molar; s, singlet; d, doublet;
25 t, triplet; m, multiplet; and br, broad.

Example 1

4-[2-(3-Fluoro-phenyl)-6-trifluoromethyl-pyrazolo[1,5-a]pyridin-3-yl]-benzenesulfonamide

i) 3-Trifluoromethyl-pyridin-1-ylideneamine 2,4,6-trimethylphenylsulphonate

30 Solid t-butoxycarbonyl-O-mesitylenesulfonylhydroxylamine (13.44g, 42.5mmol)¹ was added portionwise with stirring to TFA (40ml) over 10 minutes then stirred for a further 30 minutes. The solution was poured onto ice (~250ml) and left

until the ice melted. The resulting white solid was filtered off, washed with water, and dissolved in DME (200ml). The solution was dried over 4 Å mol. sieves for 1.5 hours, filtered, then 3-trifluoromethylpyridine (5g, 34mmol) added and the reaction stirred at ambient temperature for 20h. The intermediate salt was
5 isolated by filtration, washed with DME to give the title compound as a white solid (6.63g, 54%). ¹H NMR δ (DMSO) 9.34 (1H, s); 9.0 (1H, d, J 6Hz); 8.8(2H, br s); 8.68 (1H, d, J 8Hz); 8.22 (1H, t, J 7Hz); 6.75 (2H, s); 2.17 (3H, s)

Ref 1 Josef G Krause, Synthesis, 1972, 140

ii) 1-(2,2-Dibromo-vinyl)-3-fluoro-benzene

10 To a stirred, cooled (ice/salt, 0°) solution of carbon tetrabromide (48.82g) in anhydrous DCM (200ml) was added, portionwise over 3 minutes, triphenylphosphine (77.1g), maintaining the temperature below 10°. The resulting orange suspension was stirred at 0° for 1 hour before adding to it 3-fluorobenzaldehyde (7.8ml). After the addition was complete, the suspension
15 was stirred at 0° for 1 hour then quenched by the addition of water (75ml). The organic phase was separated and washed with brine (75ml), dried (Na₂SO₄) and evaporated to dryness. The residue was poured into cyclohexane (1L) and stirred for 30 minutes. The organic phase was decanted and the residue taken up into DCM and poured into cyclohexane (1L). This procedure was repeated
20 twice more and the combined organic phases concentrated to ~100ml and passed through silica gel. The filtrate was concentrated to give the title compound as a mobile yellow oil (24g, 100%). MH+ 280, MH- 279
NMR (CDCl₃) δ 7.05 (1H, tm, J= 9Hz) 7.3 (3H, m) 7.45 (1H, s)

iii) (3-Fluoro-phenyl)-propynoic acid methyl ester

25 To a stirred solution of 1-(2,2-dibromo-vinyl)-3-fluoro-benzene (23.8g) in anhydrous THF (350ml) cooled to -78° was added dropwise over 30 minutes, n-butyllithium (2.2eq, 1.6M in hexanes). The mixture was stirred for a further 30 minutes at -78° before methyl chloroformate (11.6g, 9.5ml) was added and the resultant mixture allowed to warm to 0° for 1hour before being diluted with 1:1
30 saturated aqueous sodium bicarbonate:ammonium chloride (100ml) and extracted into ether (2x 100ml). The combined organic extract was washed with brine (25ml), dried (Na₂SO₄) and evaporated to dryness to give the title compound as a brown oil (16.7g, 100%). MH- 173
NMR (CDCl₃) δ 7.4-7.1 (4H, m) 3.85 (3H, s, CO₂Me)

iv) 2-(3-Fluoro-phenyl)-6-trifluoromethyl-pyrazolo[1,5-a]pyridine-3-carboxylic acid methyl ester

To a solution of (3-fluoro-phenyl)-propynoic acid methyl ester (1.75g, 9.83mmol) and 3-trifluoromethyl-pyridin-1-ylideneamine 2,4,6-trimethylphenylsulphonate (1.87g, 5.17mmol) in acetonitrile (15ml) was added 1,8-diazabicyclo[5.4.0]undec-7-ene (1.47ml) and the mixture heated to reflux for 30 minutes. The reaction was concentrated *in vacuo*, poured into water and extracted into ethyl acetate (2x50ml). The combined organic phases were washed with water (20ml), dried and purified by column chromatography with cyclohexane/ethyl acetate (20:1) as eluant. This gave the title compound as a white solid (448mg, 26%).

¹H NMR (CDCl₃) δ 8.9 (1H, s); 8.35 (1H, d, J 9Hz); 7.60 (2H, 2x d, J 8Hz); 7.55 (1H, d, J 10Hz); 7.45 (1H, dt, J 8 & 6Hz); 7.20(1H, dt, J 8&2Hz); 3.89 (3H, s)

v) 2-(3-Fluoro-phenyl)-6-trifluoromethyl-pyrazolo[1,5-a]pyridine-3-carboxylic acid

To a suspension of 2-(3-fluoro-phenyl)-6-trifluoromethyl-pyrazolo[1,5-a]pyridine-3-carboxylic acid methyl ester (448mg) in ethanol (10ml) was added 2N sodium hydroxide and heated at reflux for 3h. The cooled reaction mixture was acidified with 2N hydrochloric acid and the resulting solid isolated by filtration and dried *in vacuo* at 60° to give the title compound as an off-white solid (403mg, 93%).

MH⁺ = 323

¹H NMR (DMSO) δ 9.55 (1H, s); 8.3 (1H, d); 7.8 (1H, d); 7.65 (2H, 2x d); 7.55 (1H, m); 7.35 (1H, t)

vi) 3-Bromo-2-(3-fluoro-phenyl)-6-trifluoromethyl-pyrazolo[1,5-a]pyridine

To a solution of 2-(3-fluoro-phenyl)-6-trifluoromethyl-pyrazolo[1,5-a]pyridine-3-carboxylic acid (403mg, 1.24mmol) and NaHCO₃ (355mg, 3.4eq) in DMF (10ml) was added NBS (1.1eq, 244mg) and the resulting solution stirred at rt for 1.5 h. The mixture was diluted with water and extracted with ethyl acetate (3x10ml). The combined organic phases were washed with water (3x10ml), dried and concentrated *in vacuo* to give the title compound as a brown solid (390mg, 85%). MH⁺ 358/359

¹H NMR (CDCl₃) 8.8 (1H, s); 7.9 (1H, d); 7.8 (1H, d); 7.65 (1H, d); 7.50 (1H, m); 7.35 (1H, d); 7.15 (1H, t)

vii) 4-[2-(3-Fluoro-phenyl)-6-trifluoromethyl-pyrazolo[1,5-a]pyridin-3-yl]-benzenesulfonamide

A mixture of 4-iodobenzenesulphonamide (651mg); dipinacoldiborane (495mg)²; potassium acetate (860mg); and [1,1'-bis(diphenylphosphino)-ferrocene]palladium(II) chloride complex : dichloromethane (1:1) (50mg); in DMF (5ml) was heated under nitrogen at 80° for 1.5 h. To the cooled reaction mixture was added 3-bromo-2-(3-fluoro-phenyl)-6-trifluoromethyl-pyrazolo[1,5-a]pyridine (330mg, 0.919mmol), 2N Na₂CO₃ (4ml) and tetrakis(triphenylphosphine)palladium (0) (40mg) and the mixture heated at reflux under nitrogen for 18 hours. The cooled reaction mixture was poured into water (30ml) and the suspension extracted with ethyl acetate (3x20ml). The organic extracts were combined, dried (Na₂SO₄) and concentrated *in vacuo*. The residue was purified by SPE chromatography eluting with a gradient of cyclohexane:ethyl acetate (100:0 to 0:100, 10% step). Trituration of the concentrated fractions containing product with diethyl ether gave the title compound as a white solid (139mg, 35%). MH+ 436

¹H (CDCl₃) 8.87 (1H, s); 8.0 (2H, d, J 8Hz); 7.65 (1H, d, J 9Hz); 7.50 (2H, d, J 8Hz); 7.35 (4H, m); 7.10 (1H, t, J 8Hz); 4.88 (2H, br s)

Ref 2: R. Miyaura et al J.Org.Chem.,1995,60,7508-7510

20 Example 2

2-(3-Fluoro-phenyl)-3-(4-methanesulfonyl-phenyl)-6-trifluoromethyl-pyrazolo[1,5-a]pyridine

To a solution of the 3-bromo-2-(3-fluoro-phenyl)-6-trifluoromethyl-pyrazolo[1,5-a]pyridine (50mg, 0.139mmol) in DMF (5ml) was added 4-methanesulfonyl-phenylboronic acid (37mg, 1.3eq), ground potassium phosphate (83mg) and tetrakis(triphenylphosphine)palladium (0) (10mg) and the mixture heated to 90° for 18h under N₂. The cooled mixture was poured into water (10ml) and extracted into ethyl acetate (4x 10ml). The combined organic phases were washed sequentially with water, brine, 2N sodium hydroxide and brine, dried and concentrated *in vacuo* to give the title compound as an off-white solid (27mg, 45%). MH+ 435

¹H NMR (CDCl₃) δ 8.9 (1H, s); 8.0 (2H, d, J 8Hz); 7.65 (1H, d, J 9Hz); 7.55 (2H, d, J 8Hz); 7.25-7.4 (3H, m); 7.1(1H, m); 3.15 (3H, s)

Example 34-[2-(4-Ethoxy-phenyl)-6-trifluoromethyl-pyrazolo[1,5-a]pyridin-3-yl]-benzenesulfonamide

The process represented by Example 1(i)-(vii) was repeated, but substituting
5 4-ethoxybenzaldehyde for 3-fluorobenzaldehyde in step (ii). The title compound
was obtained from 3-bromo-2-(4-ethoxy-phenyl)-6-trifluoromethyl-pyrazolo[1,5-
a]pyridine in the manner described for Example 1(vii), as a white solid (127mg,
44%).

MH+ 462

10 ¹H NMR (CDCl₃) δ 8.85 (1H, s); 7.95 (2H, d, J 8Hz); 7.60 (1H, d, J 9Hz); 7.52
(2H, d, 8Hz); 7.47 (2H, d, J 8Hz); 7.3 (1H, dd, J (&2Hz); 6.9 (2H, d, J 9Hz); 4.86
(2H, br s); 4.07 (2H, q, J 7Hz); 1.45 (3H, t, J 7Hz)

Example 44-[2-(4-Fluoro-phenyl)-6-trifluoromethyl-pyrazolo[1,5-a]pyridin-3-yl]-benzenesulfonamide

The process represented by Example 1(i)-(vii), was repeated, but substituting
4-fluorobenzaldehyde for 3-fluorobenzaldehyde in step (ii). The title compound
was obtained from 3-bromo-2-(4-fluoro-phenyl)-6-trifluoromethyl-pyrazolo[1,5-
20 a]pyridine in the manner described for Example 1(vii), as a brown solid (240mg,
70%).

MH+ 436

25 ¹H NMR (CDCl₃) δ 8.85 (1H, s); 8.0 (2H, d, J 8Hz); 7.65 (1H, d, J 9Hz); 7.5 (4H,
m), 7.33 (1H, dd, J 9&1Hz); 7.1 (2H, t, 8Hz); 5.0 (2H, br s)

Example 52-(4-Fluoro-phenyl)-3-(4-methanesulfonyl-phenyl)-6-trifluoromethyl-pyrazolo[1,5-a]pyridine

By using 3-bromo-2-(4-fluoro-phenyl)-6-trifluoromethyl-pyrazolo[1,5-a]pyridine
30 the title compound was obtained as a white solid (95mg, 48%) in the manner
described in Example 2.

MH+ =435

35 ¹H NMR (CDCl₃) δ 8.87 (1H, s); 8.0 (2H, d, J 8Hz); 7.67 (1H, d, J 9Hz); 7.55
(4H, m); 7.35 (1H, dd, J 9&1Hz); 7.1 (2H, t, J 9Hz); 3.15 (3H, s)

Example 64-(2-Phenyl-6-trifluoromethyl-pyrazolo[1,5-a]pyridin-3-yl)-benzenesulfonamide

The process represented by Example 1(i)-(vii), was repeated, but substituting propynoic acid methyl ester (Lancaster) for 3-fluoro-phenyl)-propynoic acid methyl ester in step (iv). The title compound was obtained from 3-bromo-2-phenyl-6-trifluoromethyl-pyrazolo[1,5-a]pyridine in the manner described for Example 1(vii), as a white solid (140mg, 43%). MH+ 418

¹H NMR (CDCl₃) δ 8.85 (1H, s); 7.95 (2H, d, J 8Hz); 7.65 (1H, d, J 9Hz) 7.53 (3H, m); 7.4 (4H, m) 4.86 (2H, br s)

Example 73-(4-Methanesulfonyl-phenyl)-2-phenyl-6-trifluoromethyl-pyrazolo[1,5-a]pyridine

By using 3-bromo-2-phenyl-6-trifluoromethyl-pyrazolo[1,5-a]pyridine the title compound was obtained as an off-white solid (21mg, 34%) in the manner described in Example 2. MH+ 417

¹H NMR (CDCl₃) δ 8.87 (1H, s); 7.97 (2H, d, 8Hz); 7.67 (1H, d, J 9Hz); 7.55 (4H, m); 7.4 (4H, m); 3.15 (3H, s)

Example 84-[2-(4-methyl-phenyl)-6-trifluoromethyl-pyrazolo[1,5-a]pyridin-3-yl]-benzenesulfonamide

The process represented by Example 1(i)-(vii), was repeated, but substituting 4-methylbenzaldehyde for 3-fluorobenzaldehyde in step (ii). The title compound was obtained from 3-bromo-2-(4-methyl-phenyl)-6-trifluoromethyl-pyrazolo[1,5-a]pyridine in the manner described for Example 1(vii), as an off-white solid (168mg, 36%). MH+ 432

¹H CDCl₃ δ 8.85 (1H, s); 7.95 (2H, d, J 8Hz); 7.63, (1H, d, J 9.3Hz); 7.47 (2H, d, J 8Hz); 7.44 (2H, d, J 8Hz); 7.31 (1H, d, J 8Hz); 7.18 (2H, d, J 8Hz), 5.95 (2H, br s); 2.37 (3H, s)

Example 9N-Acetyl-4-[2-(3-fluorophenyl)-6-(trifluoromethyl)pyrazolo[1,5-a]pyridin-3-yl]benzenesulfonamide

A mixture of 4-[2-(3-fluoro-phenyl)-6-trifluoromethyl-pyrazolo[1,5-a]pyridin-3-yl]-benzenesulfonamide (0.2g, 0.46mmol) and acetyl chloride (Aldrich) (1ml) in acetic acid (1ml) was heated at 95° for 1hr. The solvent was removed and the

resulting oil was dissolved in ethyl acetate (30ml), washed with M Na₂CO₃ (10ml) and brine (10ml). Drying (MgSO₄) and removal of solvent gave a white solid which was triturated with 40-60 petroleum ether, filtered and dried to give the title compound (0.17g 77%). MH- 476

5 NMR (DMSO-d₆): δ 1.82 (3H,s) 7.25-7.35 (3H,m) 7.45-7.52 (2H,m) 7.48 (2H,d) 7.55 (1H,d) 7.84 (1H,d) 7.89 (2H,d) 9.48 (1H,s)

Example 10

10 N-Acetyl-4-[2-(4-ethoxyphenyl)-6-(trifluoromethyl)pyrazolo[1,5-a]pyridin-3-yl]benzenesulfonamide

By using 4-[2-(4-ethoxy-phenyl)-6-trifluoromethyl-pyrazolo[1,5-a]pyridin-3-yl]-benzenesulfonamide (0.1g 0.2mmol), the title compound was obtained in the manner of Example 9 as a white solid (0.11g 100%).

MH⁺: 504

15 NMR (CDCl₃): δ 1.44 (3H,t) 2.25 (3H,s) 4.07 (2H q) 6.90 (2H,d) 7.32 (1H,d) 7.60 (2H,d) 7.65 (2H,d) 8.07 (2H,d) 8.27 (1H,br) 8.85 (1H,s)

Example 11

20 N-Acetyl-4-[2-phenyl-6-(trifluoromethyl)pyrazolo[1,5-a]pyridin-3-yl]benzenesulfonamide

By using 4-(2-phenyl-6-trifluoromethyl-pyrazolo[1,5-a]pyridin-3-yl)-benzenesulfonamide (0.1g 0.2mmol), the title compound was obtained in the manner of Example 9 as a light brown solid (0.11g 100%).

MH⁺: 460

25 NMR (CDCl₃) δ 2.30 (3H,s) 7.34 (1H,s) 7.37-7.42 (3H,m) 7.51-7.56 (4H,m) 7.69 (1H,d) 8.07 (2H,d) 8.18 (1H,br) 8.88(1H,s)

Example 12

Sodium salt of N-acetyl-4-[2-(3-fluorophenyl)-6-(trifluoromethyl)pyrazolo[1,5-a]pyridin-3-yl]benzenesulfonamide

30 To a solution of N-acetyl-4-[2-(3-fluorophenyl)-6-(trifluoromethyl)pyrazolo[1,5-a]pyridin-3-yl]benzenesulfonamide (0.087g 0.2mmol) in ethanol (5ml) was added 2M sodium hydroxide (0.1ml 0.2mmol) and the mixture was allowed to stand at room temperature for 15 minutes. Removal of solvent gave a white solid which was triturated with diethyl ether, filtered and dried to give the title compound (0.08g 80%).

Example 134-[2-(3-Fluorophenyl)-6-(trifluoromethyl)pyrazolo[1,5-a]pyridin-3-yl]-N-(2-methoxyacetyl)benzenesulfonamide

To a solution of 4-[2-(3-fluoro-phenyl)-6-trifluoromethyl-pyrazolo[1,5-a]pyridin-3-yl]-benzenesulfonamide (0.15g 0.35mmol) in dry THF (3ml) was added N,N-(diisopropyl)aminomethylpolystyrene (Argonaut Technologies) (0.25g 0.9mmol), 4-dimethylaminopyridine (Aldrich) (0.03g 0.25mmol) and methoxyacetyl chloride (Aldrich) (0.09g 0.8mmol) and the mixture was shaken at room temperature for 18hr. Tris-(2-aminoethyl)amine polystyrene (Argonaut Technologies) (0.5g 1.7mmol) was added and shaking continued for 6hr. The resins were filtered, washed with dichloromethane (5ml) and the solvents were removed. The residue was purified by SPE chromatography eluting with cyclohexane:ethyl acetate (5:1 then 2:1) to give the title compound as a white solid.(0.07g, 40%).

MH⁺: 508

NMR (CDCl₃): δ 3.46 (3H,s) 3.94 (2H,s) 7.10 (1H,m) 7.25-7.38 (4H,m) 7.53 (2H,d) 7.68 (1H,d) 8.15 (2H,d) 8.86 (1H,s) 8.95 (1H,br)

Example 144-[2-(3-Fluorophenyl)-6-(trifluoromethyl)pyrazolo[1,5-a]pyridin-3-yl]-N-propionylbenzenesulfonamide

By using propionyl chloride (Aldrich) (0.092g 1mmol) the title compound was obtained in the manner of Example 13 as a white solid (0.11g 63%).

MH⁺: 492

NMR (CDCl₃): δ 1.14 (3H,t) 2.36 (2H,q) 7.10 (1H,m) 7.25-7.40 (4H,m) 7.53 (2H,d) 7.68 (1H,d) 8.13 (2H,d) 8.20 (1H,br) 8.87 (1H,s)

Example 154-[2-(3-Fluorophenyl)-6-(trifluoromethyl)pyrazolo[1,5-a]pyridin-3-yl]-N-isobutyrylbenzenesulfonamide

By using isobutyryl chloride (Aldrich) (0.107g 1mmol) the title compound was obtained in the manner of Example 13 as a white solid (0.068g 38%).

MH⁺: 506

NMR (CDCl₃): δ 1.15 (6H,d) 2.46 (1H,sept) 7.09 (1H,m) 7.25-7.40 (4H,m) 7.53 (2H,d) 7.68 (1H,d) 8.13 (2H,d) 8.45 (1H,br) 8.87 (1H,s)

Example 16N-Benzoyl-4-[2-(3-fluorophenyl)-6-(trifluoromethyl)pyrazolo[1,5-a]pyridin-3-yl]benzenesulfonamide

By using benzoyl chloride (Aldrich) (0.21g 1.5mmol) the title compound was
5 obtained in the manner of Example 13 as a white solid (0.07g 37%). MH^+ : 540
NMR (CD_3OD): δ 6.98 (1H,m) 7.15-7.25 (3H,m) 7.27-7.35 (4H,m) 7.66 (1H,d)
7.40 (2H,d) 7.77 (2H,d) 7.99 (2H,d) 8.95 (1H,s)

Example 17Methyl 4-[(4-[2-(3-fluorophenyl)-6-(trifluoromethyl)pyrazolo[1,5-a]pyridin-3-yl]phenyl)sulfonyl]amino]-4-oxobutanoate

By using 3-carbomethoxypropionyl chloride (Aldrich) (0.15g 1mmol) the title
10 compound was obtained in the manner of Example 13 as a white solid (0.1g
52%). MH^+ : 550
NMR ($CDCl_3$): δ 2.64 (4H,m) 3.66 (3H,s) 7.10 (1H,m) 7.23-7.37 (4H,m) 7.52
15 (2H,d) 7.68 (1H,d) 8.11 (2H,d) 8.70 (1H,br) 8.86 (1H,s)

Example 184-[(4-[2-(3-Fluorophenyl)-6-(trifluoromethyl)pyrazolo[1,5-a]pyridin-3-yl]phenyl)sulfonyl]amino]-4-oxobutanoic acid

A solution of methyl 4-[(4-[2-(3-fluorophenyl)-6-(trifluoromethyl)pyrazolo[1,5-
20 a]pyridin-3-yl]phenyl)sulfonyl]amino]-4-oxobutanoate (0.1g 0.18mmol) in
methanol (20ml) was heated under reflux with 2M sodium hydroxide (0.45ml
0.9mmol) for 24 hr. The solvent was removed and the resulting solid was
dissolved in water (20ml) and the pH was adjusted to 2 with 2M hydrochloric
acid. The liberated solid was extracted into ethyl acetate (3x20ml) and the
25 combined extracts were washed with water (20ml) and brine (20ml). Drying
($MgSO_4$) and removal of solvent gave the title compound as a white solid (0.09g
92%). MH^+ : 536

NMR ($CDCl_3$): δ 2.62 (4H,m) 7.07 (1H,m) 7.22-7.37 (3H,m) 7.37 (1H,d) 7.53
(2H,d) 7.67 (1H,d) 8.10 (2H,d) 8.88 (1H,s) 9.04 (1H,br)

Example 194-[2-(3-Fluorophenyl)-6-(trifluoromethyl)pyrazolo[1,5-a]pyridin-3-yl]-N-pentanoylbenzenesulfonamide

To a solution of 4-[2-(3-fluoro-phenyl)-6-trifluoromethyl-pyrazolo[1,5-a]pyridin-3-
yl]-benzenesulfonamide (0.109g 0.25mmol) in chloroform (10ml) was added

diisopropylethylamine (Aldrich) (100 μ l), 4-dimethylaminopyridine (0.02g 0.16mmol) and valeryl chloride (Aldrich) (0.072g 0.6mmol) and the reaction was stirred at room temperature for 20 hr. It was washed with M Na₂CO₃ (5ml), water (5ml) and dried (MgSO₄). Removal of solvent gave a solid which was purified by SPE chromatography. Elution with cyclohexane:ethyl acetate (2:1) gave the title compound as a white solid (0.075g 58%).

MH-: 518

NMR (Acetone-d₆): δ 0.77 (3H,t) 1.20 (2H,m) 1.45 (2H,m) 7.14 (1H,m) 7.23-7.42 (3H,m) 7.49 (1H,d) 7.58 (2H,d) 7.83 (1H,d) 8.04 (2H,d) 9.13 (1H,s)

10 Example 20

2-[(4-[2-(3-Fluorophenyl)-6-(trifluoromethyl)pyrazolo[1,5-a]pyridin-3-yl]phenyl)sulfonyl]amino]-2-oxoethyl acetate

By using 4-[2-(3-fluoro-phenyl)-6-trifluoromethyl-pyrazolo[1,5-a]pyridin-3-yl]-benzenesulfonamide (0.15g 0.35mmol), diisopropylethylamine (Aldrich) (150 μ l), 4-dimethylaminopyridine (0.04g 0.32mmol) and acetoxyacetyl chloride (Aldrich) (0.109g 0.8mmol), the title compound was obtained in the manner of Example 19 as a white solid (0.14g 75%).

MH+: 536

NMR (CDCl₃): δ 2.05 (3H,s) 4.55 (2H,s) 6.94 (1H,m) 7.10-7.30 (6H,m) 7.46 (1H,d) 7.97 (2H,d) 8.75 (1H,s)

20 Example 21

N-Acetyl-4-[2-(4-fluorophenyl)-6-(trifluoromethyl)pyrazolo[1,5-a]pyridin-3-yl]benzenesulfonamide

A solution of 4-[2-(4-fluoro-phenyl)-6-trifluoromethyl-pyrazolo[1,5-a]pyridin-3-yl]-benzenesulphonamide (0.185g 0.42mmol), triethylamine (0.4ml), 4-dimethylaminopyridine (0.024g 0.18mmol) and acetic anhydride (0.12ml 1.2mmol) in chloroform (10ml) was stirred at room temperature for 4 hr. The reaction mixture was washed with 2M hydrochloric acid (10ml), M Na₂CO₃ (5ml) and water (10ml). Drying (MgSO₄) and removal of solvent gave the title compound as a white solid (0.06g 31%).

MH+ 478

NMR (CDCl₃): δ 2.05 (3H,s) 7.07 (2H,t) 7.34 (1H,d) 7.47 (2H,d) 7.55 (2H,m) 7.68 (1H,d) 8.05 (2H,d) 8.86 (1H,s)

Example 22N-(2-Chloroacetyl)-4-[2-(3-fluorophenyl)-6-(trifluoromethyl)pyrazolo[1,5-a]pyridin-3-yl]benzenesulfonamide

By using 4-[2-(3-fluoro-phenyl)-6-trifluoromethyl-pyrazolo[1,5-a]pyridin-3-yl]-
5 benzenesulfonamide (0.7g 1.6mmol), triethylamine (1.6ml), 4-
dimethylaminopyridine (0.1g 0.8mmol) and chloroacetic anhydride (Aldrich)
(0.825g 4.8mmol), the title compound was obtained the manner of Example 21
as a white solid (0.5g 61%). MH⁻: 510,512

10 NMR (CDCl₃): δ 4.08 (2H,s) 7.11 (1H,m) 7.30-7.40 (4H,m) 7.55 (2H,d) 7.68
(1H,d) 8.14 (2H,d) 8.87 (1H,s) 8.90 (1H,br)

Example 23N-[2-(Diethylamino)acetyl]-4-[2-(3-fluorophenyl)-6-(trifluoromethyl)pyrazolo[1,5-a]pyridin-3-yl]benzenesulfonamide

A mixture of N-(2-chloroacetyl)-4-[2-(3-fluorophenyl)-6-
15 (trifluoromethyl)pyrazolo[1,5-a]pyridin-3-yl]benzenesulfonamide (0.1g 0.2mmol),
diethylamine (0.073g 1mmol) and sodium iodide (0.005g 0.03mmol) in dry THF
(5ml) was stirred at room temperature for 24 hr. The solvent was removed and
the residues partitioned between ethyl acetate (10ml) and water (10ml). The
organic layer was dried (MgSO₄), the solvent removed and the residues were
20 purified by SPE chromatography using a cartridge containing an ion exchange
sorbent that retains amino functionality³. Elution with 5% acetic acid in
methanol, ethyl acetate then 2M ammonia in methanol gave the title compound
as a yellow solid (0.066g 60%). MH⁺: 549

25 NMR (CDCl₃): δ 1.25 (6H,t) 3.12 (4H,q) 3.52 (2H,s) 7.05 (1H,m) 7.25-7.35
(4H,m) 7.44 (2H,d) 7.63 (1H,d) 8.08 (2H,d) 8.85 (1H,s)

Ref 3: e.g. an SCX containing cartridge (Isolute).

Example 24Methyl {4-[2-(3-fluorophenyl)-6-(trifluoromethyl)pyrazolo[1,5-a]pyridin-3-yl]phenyl}sulfonylcarbamate

30 A mixture of 4-[2-(3-fluoro-phenyl)-6-trifluoromethyl-pyrazolo[1,5-a]pyridin-3-yl]-
benzenesulfonamide (0.1g 0.23mmol), methyl chloroformate (Aldrich) (0.028g
0.3mmol) and potassium carbonate (0.07g 0.05mmol) were stirred and heated at
reflux under nitrogen in acetone (10ml) for 18 hr. Additional methyl
chloroformate (0.028g) and potassium carbonate (0.07g) were added and

heating continued for a further 24 hr. The reaction mixture was poured into water (100ml) and extracted with ethyl acetate (3x50ml). The combined extracts were washed with brine (30ml), dried (MgSO₄) and the solvent removed. The residues were purified by SPE chromatography, elution with
5 cyclohexane:ethyl acetate (3:1) gave the title compound as a white solid (0.03g 26%). MH- 492

NMR (CDCl₃): δ 3.73 (3H,s) 7.10 (1H,m) 7.25-7.40 (4H,m) 7.52 (2H,d) 7.68 (1H,d) 8.06 (2H,d) 8.88 (1H,s)

Example 25

10 tert-Butyl {4-[2-(3-fluorophenyl)-6-(trifluoromethyl)pyrazolo[1,5-a]pyridin-3-yl]phenyl}sulfonylcarbamate

A mixture of 4-[2-(3-fluoro-phenyl)-6-trifluoromethyl-pyrazolo[1,5-a]pyridin-3-yl]-benzenesulfonamide (0.1g 0.23mmol), di-tert-butyl dicarbonate (Aldrich) (0.066g 0.3mmol) and 4-dimethylaminopyridine (0.004g 0.03mmol) were stirred in dry
15 DCM (10ml) containing triethylamine (100μl) under nitrogen at room temperature for 2 hr. The reaction mixture was washed with 2M hydrochloric acid (10ml), water (10ml) and dried (MgSO₄). After removal of solvent the residues were purified by SPE chromatography, elution with cyclohexane:ethyl acetate (20:1) gave the title compound as a white solid (0.1g 88%). MH⁺: 536

20 NMR (CDCl₃): δ 1.44 (9H,s) 7.10 (1H,m) 7.25-7.40 (4H,m) 7.53 (2H,d) 7.66 (1H,d) 8.06 (2H,d) 8.88 (1H,s)

Examples 26-35 were prepared according to procedures described hereinabove.

25 Example 26

4-[6-chloro-2-(3-ethoxyphenyl)pyrazolo[1,5-a]pyridin-3-yl]benzenesulfonamide
MH-, 426

Example 27

30 6-chloro-2-(3-ethoxyphenyl)-3-[4-(methylsulfonyl)phenyl]pyrazolo[1,5-a]pyridine
MH+, 427

Example 28

35 4-[6-methyl-2-phenyl-pyrazolo[1,5-a]pyridin-3-yl]benzenesulfonamide
MH+, 364

Example 29

4-[2-(3-fluorophenyl)-6-methyl-pyrazolo[1,5-a]pyridin-3-yl]benzenesulfonamide
MH+, 382

5 Example 30

4-[2-(3-ethoxyphenyl)-6-methyl-pyrazolo[1,5-a]pyridin-3-yl]benzenesulfonamide
MH+, 408

Example 31

10 4-[2-(4-ethoxyphenyl)-6-methyl-pyrazolo[1,5-a]pyridin-3-yl]benzenesulfonamide
MH+, 408

Example 32

15 6-methyl-2-phenyl -3-[4-(methylsulfonyl)phenyl]pyrazolo[1,5-a]pyridine
MH+, 363

Example 33

20 2-(3-fluorophenyl)-6-methyl-3-[4-(methylsulfonyl)phenyl]pyrazolo[1,5-a]pyridine
MH+, 381

Example 34

2-(3-ethoxyphenyl)-6-methyl-3-[4-(methylsulfonyl)phenyl]pyrazolo[1,5-a]pyridine
MH+, 407

25 Example 35

2-(4-ethoxyphenyl)-6-methyl-3-[4-(methylsulfonyl)phenyl]pyrazolo[1,5-a]pyridine
MH+, 407

Example 36 - Tablets

30	a)	Compound of the invention	5.0mg
		Lactose	95.0mg
		Microcrystalline Cellulose	90.0mg
		Cross-linked polyvinylpyrrolidone	8.0mg
		Magnesium Stearate	<u>2.0mg</u>
		Compression weight	200.0mg

The compound of the invention, microcrystalline cellulose, lactose and cross-linked polyvinylpyrrolidone are sieved through a 500 micron sieve and blended in a suitable mixer. The magnesium stearate is sieved through a 250 micron sieve and blended with the active blend. The blend is compressed into tablets using suitable punches.

5	b)	Compound of the invention	5.0mg
		Lactose	165.0mg
		Pregelatinised Starch	20.0mg
		Cross-linked polyvinylpyrrolidone	8.0mg
10		Magnesium Stearate	<u>2.0mg</u>
		Compression weight	200.0mg

The compound of the invention, lactose and pregelatinised starch are blended together and granulated with water. The wet mass is dried and milled. The magnesium stearate and cross-linked polyvinylpyrrolidone are screened through a 250 micron sieve and blended with the granule. The resultant blend is compressed using suitable tablet punches.

Example 37 - Capsules

20	a)	Compound of the invention	5.0mg
		Lactose	193.0mg
		Magnesium Stearate	<u>2.0mg</u>
		Fill weight	200.0mg

The compound of the invention and pregelatinised starch are screened through a 500 micron mesh sieve, blended together and lubricated with magnesium stearate, (meshed through a 250 micron sieve). The blend is filled into hard gelatine capsules of a suitable size.

30	b)	Compound of the invention	5.0mg
		Lactose	177.0mg
		Polyvinylpyrrolidone	8.0mg
		Cross-linked polyvinylpyrrolidone	8.0mg
		Magnesium Stearate	<u>2.0mg</u>
		Fill weight	200.0mg

The compound of the invention and lactose are blended together and granulated with a solution of polyvinylpyrrolidone. The wet mass is dried and milled. The magnesium stearate and cross-linked polyvinylpyrrolidone are screened through a 250 micron sieve and blended with the granules. The resultant blend is filled into hard gelatine capsules of a suitable size.

Example 38 - Syrup

a)	Compound of the invention	5.0mg
	Hydroxypropyl Methylcellulose	45.0mg
	Propyl Hydroxybenzoate	1.5mg
10	Butyl Hydroxybenzoate	0.75mg
	Saccharin Sodium	5.0mg
	Sorbitol Solution	1.0ml
	Suitable Buffers	qs
	Suitable flavours	qs
15	Purified Water to	10.0ml

The hydroxypropyl methylcellulose is dispersed in a portion of hot purified water together with the hydroxybenzoates and the solution is allowed to cool to ambient temperature. The saccharin, sodium flavours and sorbitol solution are added to the bulk solution. The compound of the invention is dissolved in a portion of the remaining water and added to the bulk solution. Suitable buffers may be added to control the pH in the region of maximum stability. The solution is made up to volume, filtered and filled into suitable containers.

Example 39 - Injection Formulation

25		% w/v
	Compound of the invention	1.00
	Water for injections B.P. to	100.00

Sodium chloride may be added to adjust the tonicity of the solution and the pH may be adjusted to that of maximum stability and/or to facilitate solution of the compound of the invention using dilute acid or alkali or by the addition of suitable buffer salts. Solubilisers, such as cosolvents, may also be added to facilitate solution of the compound of the invention. Antioxidants and metal chelating salts may also be included. The solution is clarified, made up to final volume

with water and the pH remeasured and adjusted if necessary, to provide 10mg/ml of the compound of formula (I).

5 The solution may be packaged for injection, for example by filling and sealing in ampoules, vials or syringes. The ampoules, vials or syringes may be aseptically filled (e.g. the solution may be sterilised by filtration and filled into sterile ampoules under aseptic conditions) and/or terminally sterilised (e.g. by heating in an autoclave using one of the acceptable cycles). The solution may be packed under an inert atmosphere of nitrogen.

10 Preferably the solution is filled into ampoules, sealed by fusion of the glass and terminally sterilised.

Further sterile formulations are prepared in a similar manner containing 0.5, 2.0 and 5% w/v of the compound of the invention, so as to provide respectively 5, 20 and 50mg/ml of the compound of the invention.

Biological Data

15 Inhibitory activity against human COX-1 and COX-2 was assessed in COS cells which had been stably transfected with cDNA for human COX-1 and human COX-2. 24 Hours prior to experiment, COS cells were transferred from the 175cm² flasks in which they were grown, onto 24-well cell culture plates using the following procedure. The incubation medium (Dulbecco's modified eagles
20 medium (DMEM) supplemented with heat-inactivated foetal calf serum (10%v/v), penicillin (100 IU/ml), streptomycin (100µg/ml) and geneticin (600µg/ml)) was removed from a flask of confluent cells (1 flask at confluency contains approximately 1x10⁷ cells). 10ml of phosphate buffered saline (PBS) was added to the flask to wash the cells. Having discarded the PBS, cells were then rinsed
25 in 10ml trypsin for 20 seconds, after which the trypsin was removed and the flask placed in an incubator (37°) for 1-2 minutes until cells became detached from the flask. The flask was then removed from the incubator and cells resuspended in 10ml of fresh incubation medium. The contents of the flask was transferred to a 250ml sterile container and the volume of incubation medium subsequently
30 made up to 100ml. 1ml cell suspension was pipetted into each well of 4x24-well cell culture plates. The plates were then placed in an incubator (37°C, 95% air/5% CO₂) overnight. If more than 1 flask of cells were required, the cells from

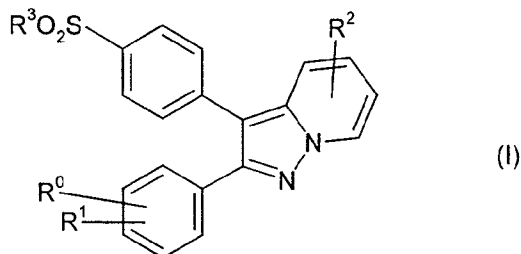
the individual flasks were combined before being dispensed into the 24-well plates.

Following the overnight incubation, the incubation medium was completely removed from the 24-well cell culture plates and replaced with 250 μ l fresh DMEM (37°C). The test compounds were made up to 250x the required test concentration in DMSO and were added to the wells in a volume of 1 μ l. Plates were then mixed gently by swirling and then placed in an incubator for 1 hour (37°C, 95% air/5% CO₂). Following the incubation period, 10 μ l of arachidonic acid (750 μ M) was added to each well to give a final arachidonic acid concentration of 30 μ M. Plates were then incubated for a further 15 minutes, after which the incubation medium was removed from each well of the plates and stored at -20°C, prior to determination of prostaglandin E₂ (PGE₂) levels using enzyme immunoassay. The inhibitory potency of the test compound was expressed as an IC₅₀ value, which is defined as the concentration of the compound required to inhibit the PGE₂ release from the cells by 50%. The selectivity ratio of inhibition of COX-1 versus COX-2 was calculated by comparing respective IC₅₀ values. The following IC₅₀ values for inhibition of COX-2 and COX-1 were obtained for compounds of the invention:

Example No.	COX-2: IC ₅₀ (nM)	COX-1: IC ₅₀ (nM)
1(vii)	34	>100,000
2	548	>100,000
3	34	32,200
4	34	>100,000
5	26	>100,000
6	31	26350
7	30	>100,000

Claims

1. Compounds of formula (I)



and pharmaceutically acceptable derivatives thereof in which:

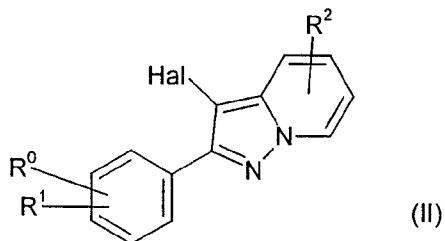
- 5 R^0 and R^1 are independently selected from H, halogen, C_{1-6} alkyl, C_{1-6} alkoxy, or C_{1-6} alkoxy substituted by one or more fluorine atoms;
 R^2 is H, C_{1-6} alkyl, C_{1-6} alkyl substituted by one or more fluorine atoms, C_{1-6} alkoxy, C_{1-6} hydroxyalkyl, SC_{1-6} alkyl, $C(O)H$, $C(O)C_{1-6}$ alkyl, C_{1-6} alkylsulphonyl, C_{1-6} alkoxy substituted by one or more fluorine atoms;
 10 and
 R^3 is C_{1-6} alkyl or NH_2 .
2. Compounds as claimed in claim 1 wherein R^0 and R^1 are independently H, halogen, C_{1-6} alkyl, or C_{1-6} alkoxy; R^2 is C_{1-3} alkyl substituted by one or more fluorine atoms; and R^3 is C_{1-3} alkyl or NH_2 .
 15
3. Compounds as claimed in claim 1 or 2 wherein R^0 and R^1 are independently H, F, Cl, C_{1-3} alkyl (e.g. methyl), or C_{1-3} alkoxy (e.g. ethoxy); R^2 is C_{1-3} alkyl substituted by one or more fluorine atoms (e.g. trifluoromethyl); and R^3 is methyl or NH_2 .
- 20 4. Compounds as claimed in any one of claims 1 to 3 wherein R^0 is F, Cl, or C_{1-3} alkyl (e.g. methyl) or C_{1-3} alkoxy (e.g. ethoxy); R^1 is H; R^2 is C_{1-3} alkyl substituted by one or more fluorine atoms (e.g. trifluoromethyl); and R^3 is methyl or NH_2 .
- 25 5. Compounds as claimed in any one of claims 1 to 4 wherein R^0 is at the 3- or 4- position of the phenyl ring; and R^2 is at the 6- position of the pyridine ring.

6. 4-[2-(3-fluoro-phenyl)-6-trifluoromethyl-pyrazolo[1,5-a]pyridin-3-yl]-benzenesulfonamide;
2-(3-fluoro-phenyl)-3-(4-methanesulfonyl-phenyl)-6-trifluoromethyl-pyrazolo[1,5-a]pyridine;
- 5 4-[2-(4-ethoxy-phenyl)-6-trifluoromethyl-pyrazolo[1,5-a]pyridin-3-yl]-benzenesulfonamide;
4-[2-(4-fluoro-phenyl)-6-trifluoromethyl-pyrazolo[1,5-a]pyridin-3-yl]-benzenesulfonamide;
- 10 2-(4-fluoro-phenyl)-3-(4-methanesulfonyl-phenyl)-6-trifluoromethyl-pyrazolo[1,5-a]pyridine;
4-(2-phenyl-6-trifluoromethyl-pyrazolo[1,5-a]pyridin-3-yl)-benzenesulfonamide;
- 15 3-(4-methanesulfonyl-phenyl)-2-phenyl-6-trifluoromethyl-pyrazolo[1,5-a]pyridine;
- 4-[2-(4-methyl-phenyl)-6-trifluoromethyl-pyrazolo[1,5-a]pyridin-3-yl]-benzenesulfonamide;
and pharmaceutically acceptable derivatives thereof.
7. N-acetyl-4-[2-(3-fluorophenyl)-6-(trifluoromethyl)pyrazolo[1,5-a]pyridin-3-yl]benzenesulfonamide;
- 20 N-acetyl-4-[2-(4-ethoxyphenyl)-6-(trifluoromethyl)pyrazolo[1,5-a]pyridin-3-yl]benzenesulfonamide;
- N-acetyl-4-[2-phenyl-6-(trifluoromethyl)pyrazolo[1,5-a]pyridin-3-yl]benzenesulfonamide;
- 25 sodium salt of N-acetyl-4-[2-(3-fluorophenyl)-6-(trifluoromethyl)pyrazolo[1,5-a]pyridin-3-yl]benzenesulfonamide;
- 4-[2-(3-fluorophenyl)-6-(trifluoromethyl)pyrazolo[1,5-a]pyridin-3-yl]-N-(2-methoxyacetyl)benzenesulfonamide;
- 30 4-[2-(3-fluorophenyl)-6-(trifluoromethyl)pyrazolo[1,5-a]pyridin-3-yl]-N-propionylbenzenesulfonamide;
- 4-[2-(3-fluorophenyl)-6-(trifluoromethyl)pyrazolo[1,5-a]pyridin-3-yl]-N-isobutyrylbenzenesulfonamide;
- N-benzoyl-4-[2-(3-fluorophenyl)-6-(trifluoromethyl)pyrazolo[1,5-a]pyridin-3-yl]benzenesulfonamide;
- 35 methyl 4-[(4-[2-(3-fluorophenyl)-6-(trifluoromethyl)pyrazolo[1,5-a]pyridin-3-yl]phenyl)sulfonyl]amino]-4-oxobutanoate;

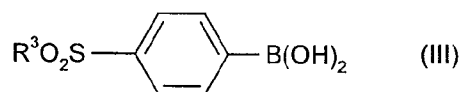
- 4-[(4-[2-(3-fluorophenyl)-6-(trifluoromethyl)pyrazolo[1,5-a]pyridin-3-yl]phenyl)sulfonyl]amino]-4-oxobutanoic acid;
4-[2-(3-fluorophenyl)-6-(trifluoromethyl)pyrazolo[1,5-a]pyridin-3-yl]-N-pentanoylbenzenesulfonamide;
5 2-[(4-[2-(3-fluorophenyl)-6-(trifluoromethyl)pyrazolo[1,5-a]pyridin-3-yl]phenyl)sulfonyl]amino]-2-oxoethyl acetate;
N-acetyl-4-[2-(4-fluorophenyl)-6-(trifluoromethyl)pyrazolo[1,5-a]pyridin-3-yl]benzenesulfonamide;
N-(2-chloroacetyl)-4-[2-(3-fluorophenyl)-6-(trifluoromethyl)pyrazolo[1,5-a]pyridin-3-yl]benzenesulfonamide;
10 N-[2-(diethylamino)acetyl]-4-[2-(3-fluorophenyl)-6-(trifluoromethyl)pyrazolo[1,5-a]pyridin-3-yl]benzenesulfonamide;
methyl {4-[2-(3-fluorophenyl)-6-(trifluoromethyl)pyrazolo[1,5-a]pyridin-3-yl]phenyl}sulfonylcarbamate; and
15 tert-butyl {4-[2-(3-fluorophenyl)-6-(trifluoromethyl)pyrazolo[1,5-a]pyridin-3-yl]phenyl}sulfonylcarbamate.
8. 4-[6-chloro-2-(3-ethoxyphenyl)pyrazolo[1,5-a]pyridin-3-yl]benzenesulfonamide;
20 6-chloro-2-(3-ethoxyphenyl)-3-[4-(methylsulfonyl)phenyl]pyrazolo[1,5-a]pyridine;
4-[6-methyl-2-phenyl-pyrazolo[1,5-a]pyridin-3-yl]benzenesulfonamide;
4-[2-(3-fluorophenyl)-6-methyl-pyrazolo[1,5-a]pyridin-3-yl]benzenesulfonamide;
4-[2-(3-ethoxyphenyl)-6-methyl-pyrazolo[1,5-a]pyridin-3-yl]benzenesulfonamide;
25 4-[2-(4-ethoxyphenyl)-6-methyl-pyrazolo[1,5-a]pyridin-3-yl]benzenesulfonamide;
6-methyl-2-phenyl-3-[4-(methylsulfonyl)phenyl]pyrazolo[1,5-a]pyridine;
2-(3-fluorophenyl)-6-methyl-3-[4-(methylsulfonyl)phenyl]pyrazolo[1,5-a]pyridine;
30 2-(3-ethoxyphenyl)-6-methyl-3-[4-(methylsulfonyl)phenyl]pyrazolo[1,5-a]pyridine;
2-(4-ethoxyphenyl)-6-methyl-3-[4-(methylsulfonyl)phenyl]pyrazolo[1,5-a]pyridine;
and pharmaceutically acceptable derivatives thereof.

9. A process for the preparation of compounds of formula (I) and pharmaceutically acceptable derivatives thereof as defined in any one of claims 1 to 8, which comprises:

(A) reacting a compound of formula (II)

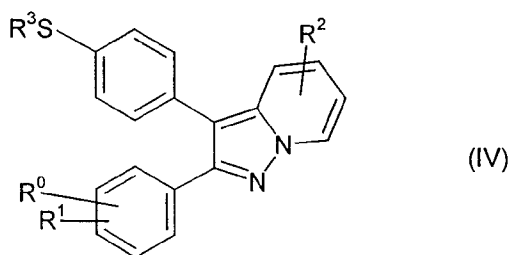


or a protected derivative thereof, with a compound of formula (III)



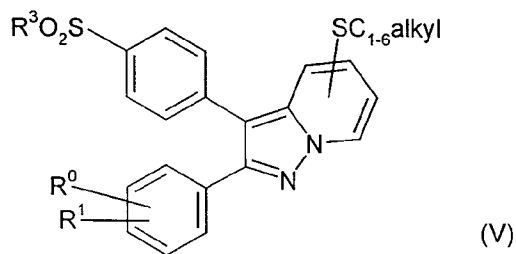
or a protected derivative thereof; or

(B) where R³ represents C₁₋₄alkyl, reacting a compound of formula (IV)



or a protected derivative thereof with an oxidising agent; or

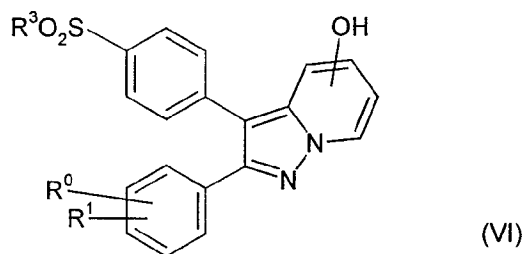
(C) where R² is C₁₋₆alkylsulphonyl, oxidising a compound of formula (V)



or a protected derivative; or

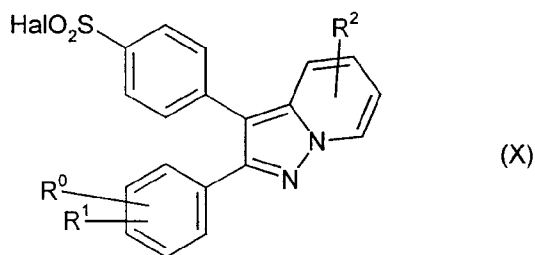
40

(D) where R^2 is C_{1-6} alkoxy substituted by one or more fluorine atoms, reacting a alcohol of formula (VI)



or a protected derivative thereof with a halofluoroalkane; or

5 (E) where R^3 is NH_2 , reacting a compound of formula (X)



with a source of ammonia under conventional conditions; or

(F) interconversion of a compound of formula (I) into another compound of formula (I); or

10 (G) deprotecting a protected derivative of compound of formula (I);

and optionally converting compounds of formula (I) prepared by any one of processes (A) to (G) into pharmaceutically acceptable derivatives thereof.

10. A pharmaceutical composition comprising a compound of formula (I) or a pharmaceutically acceptable derivative thereof as defined in any one of claims 1 to 8 in admixture with one or more physiologically acceptable carriers or excipients.

15

11. A compound of formula (I) or a pharmaceutically acceptable derivative thereof as defined in any one of claims 1 to 8 for use in human or veterinary medicine.

12. A compound of formula (I) or a pharmaceutically acceptable derivative thereof as defined in any one of claims 1 to 8 for use in the treatment of a condition which is mediated by selective inhibition of COX-2.
- 5 13. A method of treating a human or animal subject suffering from a condition which is mediated by selective inhibition of COX-2 which comprises administering to said subject an effective amount of a compound of formula (I) or a pharmaceutically acceptable derivative as defined in any one of claims 1 to 8.
- 10 14. A method of treating a human or animal subject suffering from an inflammatory disorder, which method comprises administering to said subject an effective amount of a compound of formula (I) or a pharmaceutically acceptable derivative thereof as defined in any one of claims 1 to 8.
- 15 15. The use of a compound of formula (I) or a pharmaceutically acceptable derivative thereof as defined in any one of claims 1 to 8 for the manufacture of a therapeutic agent for the treatment of a condition which is mediated by selective inhibition of COX-2.
- 20 16. The use of a compound of formula (I) or a pharmaceutically acceptable derivative thereof as defined in any one of claims 1 to 8 for the manufacture of a therapeutic agent for the treatment of an inflammatory disorder.

INTERNATIONAL SEARCH REPORT

International Application No

PCT/EP 99/08186

A. CLASSIFICATION OF SUBJECT MATTER

IPC 7 C07D471/04 A61K31/435 //(C07D471/04,231:00,221:00)

According to International Patent Classification (IPC) or to both national classification and IPC

B. FIELDS SEARCHED

Minimum documentation searched (classification system followed by classification symbols)

IPC 7 C07D

Documentation searched other than minimum documentation to the extent that such documents are included in the fields searched

Electronic data base consulted during the international search (name of data base and, where practical, search terms used)

C. DOCUMENTS CONSIDERED TO BE RELEVANT

Category *	Citation of document, with indication, where appropriate, of the relevant passages	Relevant to claim No.
P,X	WO 99 12930 A (NAYLOR ALAN ;BESWICK PAUL (GB); CAMPBELL IAN (GB); GLAXO GROUP LTD) 18 March 1999 (1999-03-18) the whole document	1-16
Y	WO 96 06840 A (MERCK FROSST CANADA INC ;PRASIT PETPIBOON (CA); GUAY DANIEL (CA);) 7 March 1996 (1996-03-07) * see exs. 4 and 5 and last 3 exs. on page 31 * the whole document	1-16
Y	WO 96 31509 A (GLAXO GROUP LTD ;BESWICK PAUL JOHN (GB); CAMPBELL IAN BAXTER (GB);) 10 October 1996 (1996-10-10) the whole document	1-16
	-/--	

Further documents are listed in the continuation of box C.

Patent family members are listed in annex.

* Special categories of cited documents :

"A" document defining the general state of the art which is not considered to be of particular relevance

"E" earlier document but published on or after the international filing date

"L" document which may throw doubts on priority claim(s) or which is cited to establish the publication date of another citation or other special reason (as specified)

"O" document referring to an oral disclosure, use, exhibition or other means

"P" document published prior to the international filing date but later than the priority date claimed

"T" later document published after the international filing date or priority date and not in conflict with the application but cited to understand the principle or theory underlying the invention

"X" document of particular relevance; the claimed invention cannot be considered novel or cannot be considered to involve an inventive step when the document is taken alone

"Y" document of particular relevance; the claimed invention cannot be considered to involve an inventive step when the document is combined with one or more other such documents, such combination being obvious to a person skilled in the art.

"&" document member of the same patent family

Date of the actual completion of the international search

18 February 2000

Date of mailing of the international search report

28/02/2000

Name and mailing address of the ISA

European Patent Office, P.B. 5818 Patentaan 2
NL - 2280 HV Rijswijk
Tel. (+31-70) 340-2040, Tx. 31 651 epo nl,
Fax (+31-70) 340-3018

Authorized officer

Stellmach, J

INTERNATIONAL SEARCH REPORT

International Application No

PCT/EP 99/08186

C.(Continuation) DOCUMENTS CONSIDERED TO BE RELEVANT

Category *	Citation of document, with indication, where appropriate, of the relevant passages	Relevant to claim No.
Y	WO 96 21667 A (MERCK FROSST CANADA INC ;GAUTHIER JACQUES YVES (CA); LAU CHEUK K () 18 July 1996 (1996-07-18) the whole document	1-16
Y	THERIEN M ET AL: "Synthesis and biological evaluation of 5,6-diarylimidazo'2.1-b!thiaz ole as selective COX-2 inhibitors" BIOORGANIC & MEDICINAL CHEMISTRY LETTERS,GB,OXFORD, vol. 7, no. 1, 7 January 1997 (1997-01-07), pages 47-52, XP004135964 ISSN: 0960-894X the whole document	1-16
Y	ROY P ET AL: "A new series of selective COX-2 inhibitors: 5,6-diarylthiazolo'3,2-b! '1,2,4!triazoles" BIOORGANIC & MEDICINAL CHEMISTRY LETTERS,GB,OXFORD, vol. 7, no. 1, 7 January 1997 (1997-01-07), pages 57-62, XP004135966 ISSN: 0960-894X the whole document	1-16
Y	TALLEY J J: "Selective inhibitors of cyclooxygenase-2" EXPERT OPINION ON THERAPEUTIC PATENTS,GB,ASHLEY PUBLICATIONS, vol. 7, no. 1, 1 January 1997 (1997-01-01), pages 55-62, XP002086250 ISSN: 1354-3776 * see page 59, cpds. 13-15 * the whole document	1-16
Y	CARTER J S: "Recently reported inhibitors of cyclooxygenase-2" EXPERT OPINION ON THERAPEUTIC PATENTS,GB,ASHLEY PUBLICATIONS, vol. 8, no. 1, 1 January 1998 (1998-01-01), pages 21-29, XP002086251 ISSN: 1354-3776 the whole document	1-16

INTERNATIONAL SEARCH REPORT

Information on patent family members

International Application No

PCT/EP 99/08186

Patent document cited in search report	Publication date	Patent family member(s)	Publication date
WO 9912930 A	18-03-1999	AU 9439598 A	29-03-1999
WO 9606840 A	07-03-1996	US 5521213 A AU 689302 B AU 3249295 A CA 2197895 A EP 0778834 A JP 10504829 T	28-05-1996 26-03-1998 22-03-1996 07-03-1996 18-06-1997 12-05-1998
WO 9631509 A	10-10-1996	AU 5276696 A BG 101934 A BR 9604870 A CA 2216809 A CN 1186492 A CZ 9703133 A EP 0819127 A HU 9801602 A JP 11501049 T NO 974595 A NZ 304886 A PL 322623 A SK 133297 A	23-10-1996 30-04-1999 26-05-1998 10-10-1996 01-07-1998 18-03-1998 21-01-1998 30-11-1998 26-01-1999 03-12-1997 25-11-1998 02-02-1998 08-07-1998
WO 9621667 A	18-07-1996	US 5552422 A AU 697650 B AU 4381496 A CA 2209895 A EP 0802917 A JP 11501902 T	03-09-1996 15-10-1998 31-07-1996 18-07-1996 29-10-1997 16-02-1999